



Dünya Çocuk
Akademisi
Ağaoğlu Maslak 1453

2//ENJOY IT
TOGETHER



Number 11

YENİ YAŞAM



HAYATA DÖNÜŞ



NORMALE GEÇİŞ



Aslında yaşam aynı yaşam,
birlikte bu zor günlerde O'na

hep beraber sahip çıkmamızı hatırlattı.

Senin, benim değil ortak hepimizin YAŞAMINA...

**İngilizce ve spor ile yazın mutluluk, eğlence ve
dil gelişimi ile hep beraber olmak için...**



**Okulumuza gelip yeniliklerimizi görerek veya
görüntülü görüşmelerimiz (zoom/skype) ile
2020-2021 kayıtlarımız başlamıştır.**

iletisim@dcamaslak.com

0850 303 0 328

www.dcamaslak.com

@dcamaslak



**Dünya Çocuk
Akademisi**
Ağaoğlu Maslak 1453

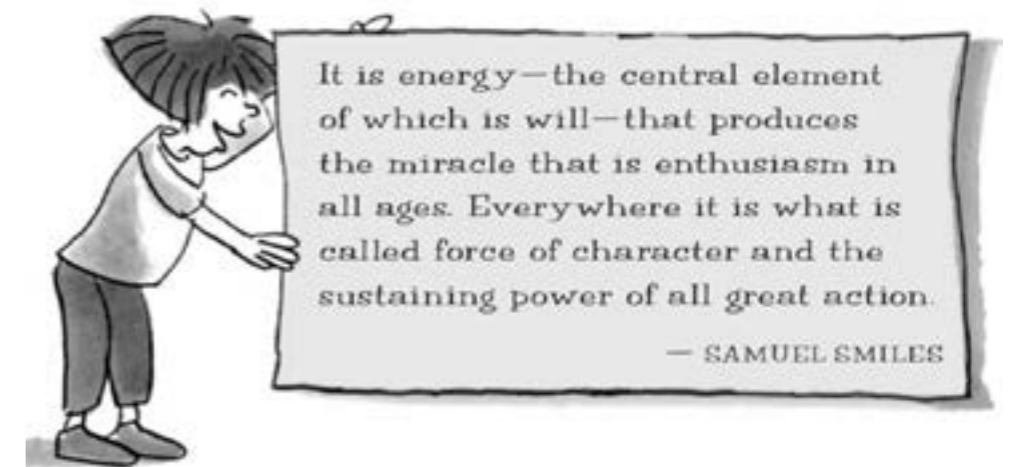
Dear Parents,

The sky is overcast and the children are starting to rub their eyes and yawn. They get bored and tired, but expectant, eyes are directed at you. If you want to keep the children from wandering off on their individual mental journeys, it's time to flip through. Pick out a couple of lightning flashes and magically change the room's prevalent gray back into sunshine.

In this booklet you will find all kinds of energizing ideas — fun activity games, for example, to jump-start circulation. Pent-up energy is the most common cause of irritability, listlessness, aggression, regression, and general bad moods in children. Using no materials at all, or with everyday objects from the junk drawer, the children can happily dive into these games, helped along by their natural curiosity, excitement, and creativity. Variety is important for them, and these games engage all the senses and ranges of motion in various social combinations.

Playing together bonds the group, strengthens the “us” feeling, and enlivens tired children. A re-newed sense of energy and improved general atmosphere will make it easier for children to follow and concentrate on their lessons for a longer period of time. They will be encouraged to take an active part in school / camp / group life, which will improve both their productivity and their social interactions. In the long run, they will have more fun in these types of situations.

Each of the games included in this booklet takes only a few minutes and can be used anytime — in home or garden or other free time.



Thank you for your support
Stay healthy and happy!

DCA Foreigner English Department

GAMES FOR TODDLERS

Follow the Leader

For this activity, you will have to be the leader and ask your child to follow what you do. Walk in and around the house and while walking, do activities like jumping, jogging, squatting and stomping and ask your child to repeat after you. This is one of the most fun indoor physical activities for preschoolers.

Musical Bubble Shapes

Take some bubble wrap and cut it into different shapes big enough for your child to stand on and stick them on to the floor. The activity is meant to teach them about different shapes in a fun way. Play some music and let your kid dance, hop and jump around over all the shapes, bursting the bubbles. When the music stops, the kids have to tell you what shape they are standing on.



The Missing Fruit

You will need some plastic fruit that you can hide around the place and a few fruit cards that match the plastic fruit. Give your child one card to observe and then ask him to find the matching plastic fruit.



Proposition Obstacle Course

Set up the room to form a makeshift obstacle course. Then ask your child to follow instructions that you give him. Your instructions should be like "Crawl *under* the table." "Climb *over* the chair." etc., in order to pass the course



Painting on Water

This game goes well for kids who are intrigued by visuals rather than physical activity.

What You Will Need

- Large glass tray
- Permanent marker
- Warm water

How To Play

Ask your child to draw a simple figure on the bottom of the glass tray. Then gently pour in the warm water and watch as the water magically lifts up the drawing and floats on top of the water! Your child can use different colours to create a more stunning effect.



Ice Cube Painting

Bring out your child's artistic side!

What You Will Need

- Ice trays
- Water
- Food coloring
- Plain white t-shirts

How To Play

Place water in an ice tray. Place different food dyes in each mould and mix well. Let the colored ice set overnight. Give your child a plain white t-shirt and different colored ice cubes. Watch as they use the melting ice to paint a funky t-shirt!



Gardening

Gardening is an interesting outdoor activity that helps your kids learn about various plants and flowers. The best way to help your kids start this activity is by giving them a plant to grow on their own. You may guide them on when to water the plant or do the weeding.



Play with Mud and Sand

Kids love to get dirty and what better than giving them some mud and sand to play with. You may make a play corner in your lawn or garden and put some sand and mud there. Give your kids some kid-friendly tools and let them dig, shovel or do other stuff. It is also been proven that playing in the dirt and exposing your kids to various bacteria and viruses help them strengthen their immune systems.



Row Your Boat

How to Play: We know you know this song. Even very young children learn it early and are proud of knowing all the words:

Row, row, row your boat

Gently down the stream.

Merrily, merrily, merrily, merrily,

Life is but a dream.

The children sit on the floor in pairs, facing each other. They put the soles of their feet together and hold hands. Then they move their upper bodies back and forth in time with the song, leaning way back and then forward. When one child leans back, the other goes forward, and vice versa.



The faster you sing, the faster the motions get. This game wakes up sleepy children in no time and satisfies children's natural need for movement.

Mirror Image

How to Play: The leader picks one person to stand then chooses another child to walk from mirror to mirror, making a funny face in front of each one. The mirror imitates the grimace and “freezes” it as soon as the child moves on to the next mirror. This both looks funny and requires a lot of concentration. An observer—either the leader or someone chosen by them—decides which “mirror child” did the best job; that person gets to be the next one to clown in front of the mirrors.



Freeze

This simple game can be a great family activity that both adults and kids will enjoy.

What You Will Need

- Music
- Space to play

How to Play

- Play the music and dance till the music stops and ask everyone to freeze in the position they were in.



Paper Bag Skits

This creative game is ideal for older kids and can be played during a sleepover when you have a lot of kids together.

What You Will Need

- Paper bags filled with small props like spoons, jewellery, ball, sock, etc.

How to Play

- Form groups of kids and give each group a paper bag filled with different props
- Tell them to create a small skit using the props they have received
- After 15 minutes, allow each group enough time to showcase what they have planned



Sticker Fun

Stickers were some of the best aspects of all our childhoods, and they also have beneficial effects on the child. Stickers help build motor skills, as the child concentrates on peeling it off without damaging the paper body, and it also teaches them to be patient.

What You Will Need:

Stickers
Drawing Paper/ or a book

How To Perform:

- Give a wad of stickers to your child, and encourage him to peel them off and stick them the way they like in a book or on a drawing paper.
- This helps build their creativity, and the resulting artwork is sure to be one to keep for ages.



Bingo Game

- Cut out the call sheet and put the squares into a hat or bowl.
- **DISTRIBUTE:** Hand out one Bingo card to each child (each card should be different).
- **CALL:** The caller should pull out one image, describe it and show it to the children.
- **MARK IMAGE:** The children will then place pennies, rocks, fun foam pieces or something similar on the called image if it is on their card. (You can also **make your own markers.**)
- **WINNING:** Once a predetermined pattern is made on a card, the child with that card calls out BINGO.

doll



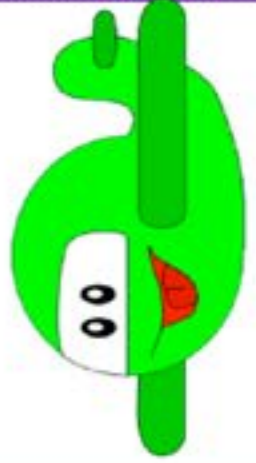
train



ball




plane



boat



robot



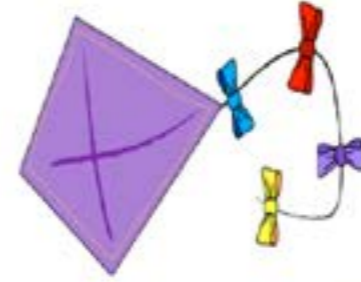
duck



clown



kite



tricycle



bingo



horse



doll



train



ball




plane



boat



robot



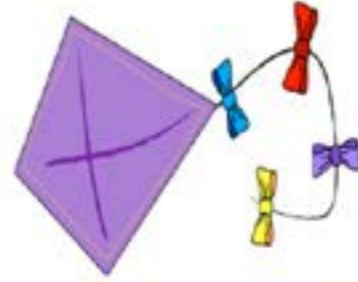
duck



clown



kite



tricycle



bingo



horse





www.dcamaslak.com

@dcamaslak

