

D





Dünya Çocuk
Akademisi
Ağaoğlu Maslak 1453





C

2 Enjoy it
Together



A



Sayı 4

BİZ KOÇAMAN BİR AİLEYİZ...



#zorluklarberaberasilir

#oncemoral

#guzelruhhali

#onceinsan

#COCUGUNGUCU

#OGRENMENIN GUCU

#OGRETMENINVARLIGI

#EGITIMOLMADANASLA

Dear Parents,

We have activities related to vegetables and fruits in our fourth booklet. We designed some activities, which can be turned into a game, and you just need to cut them out. Our students will experience learning by having fun by matching colors and numbers, memory card game, puzzle and grouping objects. There are also some worksheets other than these. Our students will have the opportunity to repeat what they have learned in this way.

Games are explained below.

Thank you for your support!

Matching Colors Peg Game

Select a peg, look at the vegetables-fruits and color and try and peg it to the matching colour. If your child gets it right, leave the peg on the color sample card.

Matching Numbers

Select a peg, look at the vegetables-fruits and count and try and peg it to the matching number. If your child gets it right, leave the peg on the number sample card.

Memory Card Game

Mix up the cards. lay them in rows, face down. Turn over any two cards. If the two cards match, keep them. If they don't match, turn them back over. Remember what was on each card and where it was. Watch and remember during the other player's turn. The game is over when all the cards have been matched.

Puzzle

Cut 3-piece puzzle and reassemble according to numbers

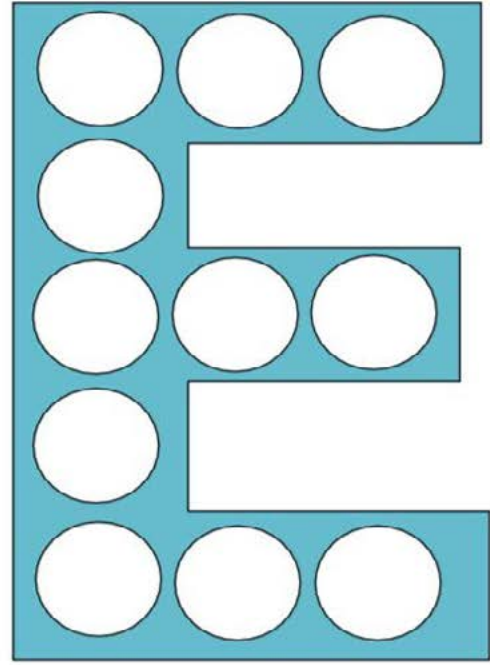
Grouping Card Game

Cut all the vegetables on the card and then group the same vegetables

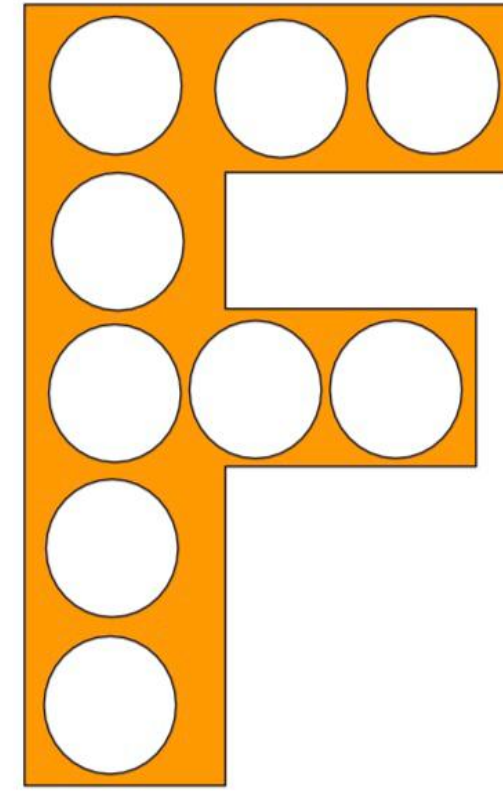

Do – A – Dot

Fill in the circles however he/she wishes. Here are just a few ideas:


round office stickers, round magnets, Do-a-Dot markers, round cereal or another small snack, pom-poms hot glued to magnets .




is for
elephant





is for
fish






Let's go to the Farmer's market


Cut out the fruits and vegetables and put them in the correct basket.






Let's Count



How Many?



Can you guess our names?



Coloring



Science project

Sink or Float!

Ingredients:

A pitcher of water or large glass of water

- An orange or lemon

The Recipe:

1) Drop an unpeeled orange in a pitcher of water.

Did it sink or float?

2) Peel it!

3) Drop it in the pitcher of water again.

Did it sink or float?

Food for Thought:

Before reading the section below, try one more thing.

Drop one of the peels in the water and see if it sinks or floats.

The peel floated, didn't it?

Because the peel is designed to protect the inside of the orange, its structure is different. Besides being tougher than the sweet interior, the peel also contains a lot of air. This makes the peel less dense or lighter than the inside of the orange. The peel is less dense than water or light enough to float, but the inside fruit is denser than water so it sinks. In fact, the peel is so light that if it is wrapped around the orange (an unpeeled orange), the peel will keep the orange from sinking.



Art

All you need:

1: Scissors

2: Glue

3: Paper Straw

Instructions:

How to make your strawberry mask:

1: Cut out the strawberry mask.

2: Use a pen or the tip of the scissors to pierce the strawberry eye holes.

3: Cut out the eye holes.

4: Glue a paper straw onto the back of the strawberry mask, off to the side.

5: Your strawberry mask is finished.

Alphabet

Elephant-Fil
Fish-Balık
Gumballs- Gumballs
Hearts- kalpler

Let's go to the farmers market

Fruits- Meyve
Vegetables- Sebzeler
Red pepper - Kırmızı biber
Tomato- Domates
Cucumber- Salatalık
Carrot- Havuç
Potato- Patates
Turnip- şalgam
Orange- Portakal
Peach- Şeftali
Apple- Elma
Cherry- Kiraz
Lemon- Limon
Pear- Armut

Let's Count

Banana- Muz
Orange- Portakal
Egg Plant- Patlıcan

Can you guess our name?

Strawberry- çilek
Blueberry- Yaban Mersini
Grape- Üzüm
Pomegranate-Nar
Avocado- Avokado
Onion- Soğan
Maize (Corn) - Mısır
Garlic- Sarımsak
Celery-Kereviz

Coloring

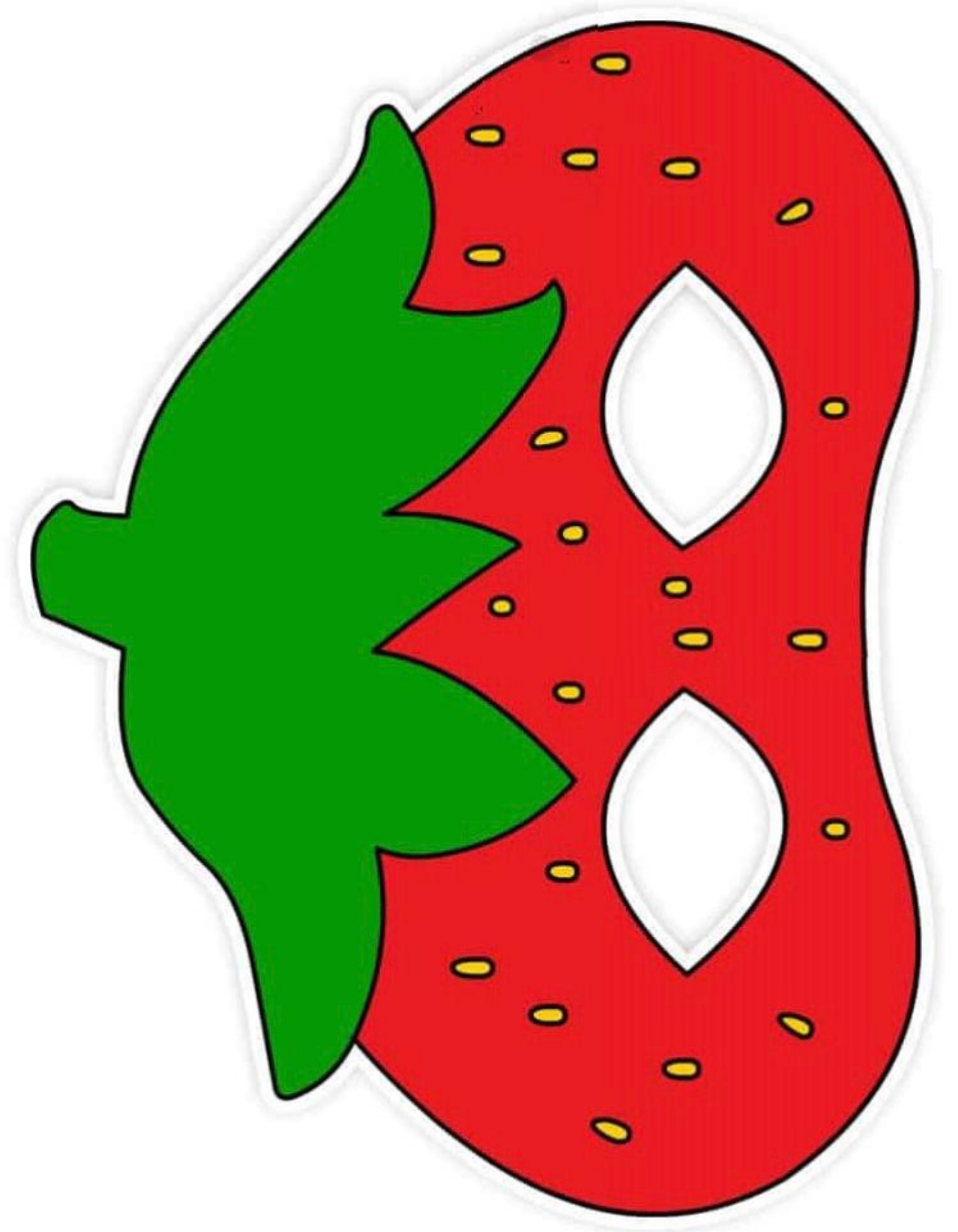
Mushroom- Mantar
Watermelon- Karpuz
Pineapple- Ananas
Coconut- Hindistan cevizi
Kiwi- kivi
Melon- Kavun

Science Project

Sink- Lavabo
Float- şamandıra

Art

Scissors- Makas
Glue- tutkal
Paper Straw- Kağıt Hasır





www.dcamaslak.com

@dcamaslak

