



**Dünya Çocuk  
Akademisi**  
Ağaoğlu Maslak 1453

# 3 Enjoy it Together



**Sayı 5**

# BİZ KOÇAMAN BİR AİLEYİZ...



Dünya Çocuk  
Akademisi  
Ağaoğlu Maslak 1453

#zorluklarberaberasilir

#oncemoral

#guzelruhhali

#onceinsan

#COCUGUNGUCU

#OGRENMENIN GUCU

#OGRETMENINVARLIGI

#EGITIMOLMADANASLA

## Dear Parents,

We have activities related to vegetables and fruits in our fourth booklet. We designed some activities, which can be turned into a game, and you just need to cut them out. Our students will experience learning by having fun by matching colors and numbers, memory card game, puzzle and grouping objects. There are also some worksheets other than these. Our students will have the opportunity to repeat what they have learned in this way.

Games are explained below.

Thank you for your support!

### Matching Colors Peg Game

Select a peg, look at the vegetables-fruits and color and try and peg it to the matching colour. If your child gets it right, leave the peg on the color sample card.

### Matching Numbers

Select a peg, look at the vegetables-fruits and count and try and peg it to the matching number. If your child gets it right, leave the peg on the number sample card.

### Memory Card Game

Mix up the cards. lay them in rows, face down. Turn over any two cards. If the two cards match, keep them. If they don't match, turn them back over. Remember what was on each card and where it was. Watch and remember during the other player's turn. The game is over when all the cards have been matched.


### Puzzle

Cut 3-piece puzzle and reassemble according to numbers


### Grouping Card Game

Cut all the vegetables on the card and then group the same vegetables


## Dress Me Up! (Girl)




## Dress Me Up! (Boy)



## Spanish Clothing



## Design Your Own Japanese Kimono



### Fine Motor Activity - Chopsticks Relay Game!

- 4 bowls
- Cotton wool balls (alternative: pom poms)
- 2 pairs of chopsticks

How to play:

- Split the children up into two equal teams
- Line each team up at the start point and give the starting players a pair of chopsticks each
- Place a bowl of cotton wool balls in front of each line
- Place two empty bowls (one for each team) at a suitable distance away from the start point
- When the game starts, the first player from each team should use the chopsticks to pick up one cotton wool ball (using one hand only!) and carry it to the empty bowl
- The first player then has to run back and pass the chopsticks to the next player on their team
- The first team to fill up their empty bowl with cotton wool balls wins the game!

HAVE FUN ☺

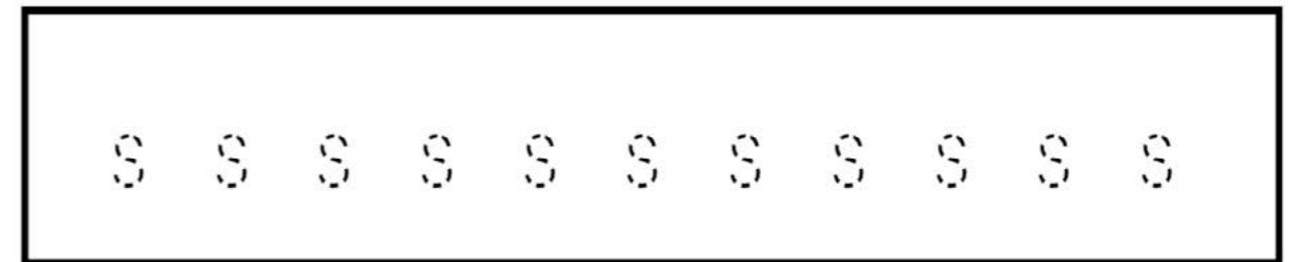
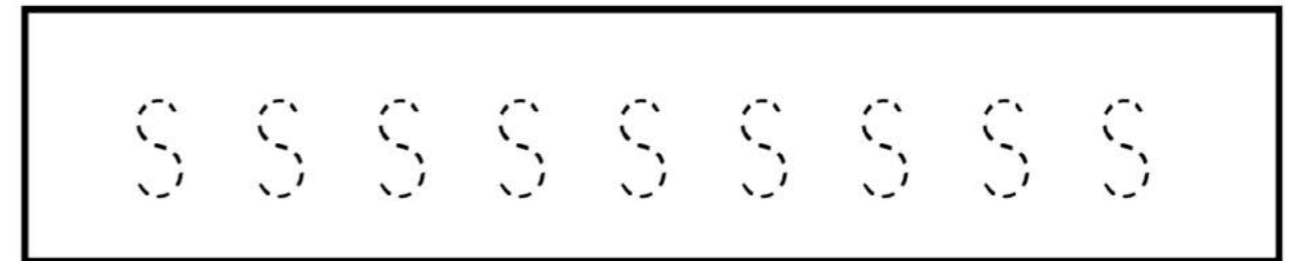


### Make Your Own Italian Pizza (Cut and Paste)






# S is for Salsa





# B is for Butterfly



B B B B B B B B B B

b b b b b b b b b b

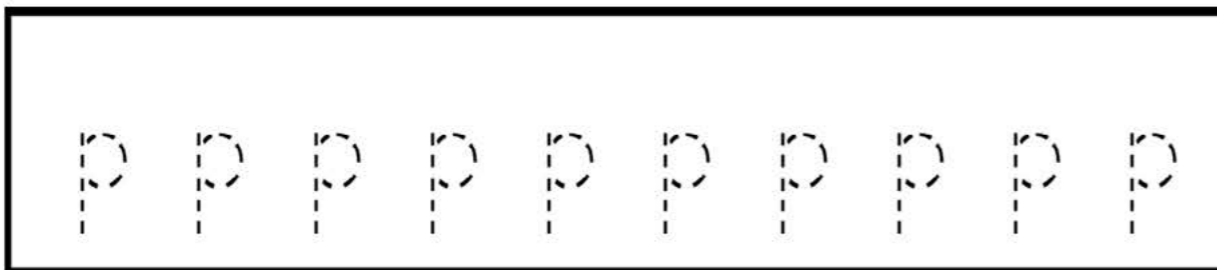
# G is for Guitar








G G G G G G G G

g g g g g g g g g g

# P is for Piñata







## Letter Practice

	S s S s S s
	P p P p P p
	G g G g G g
	B b B b B b
	C c C c C c

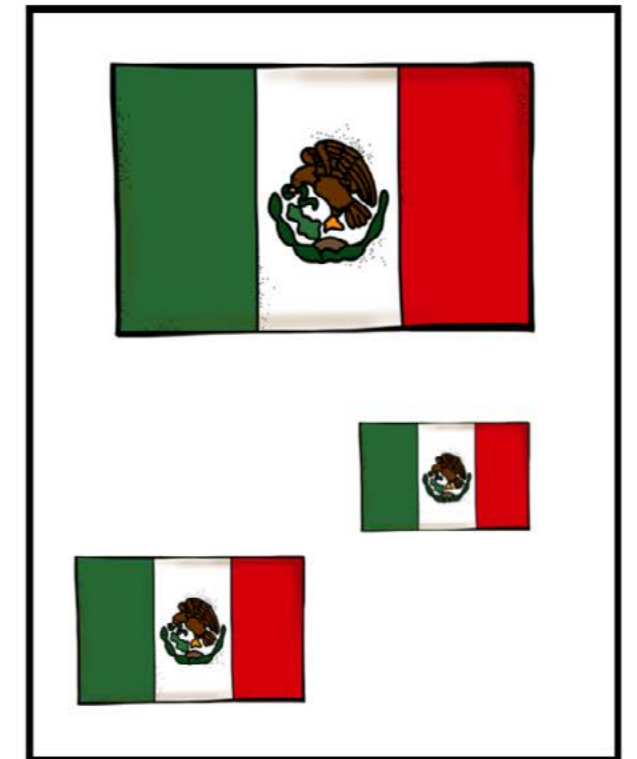


# Size Sequencing

Circle the biggest




# Size Sequencing

Circle the smallest








# Which One is Different?

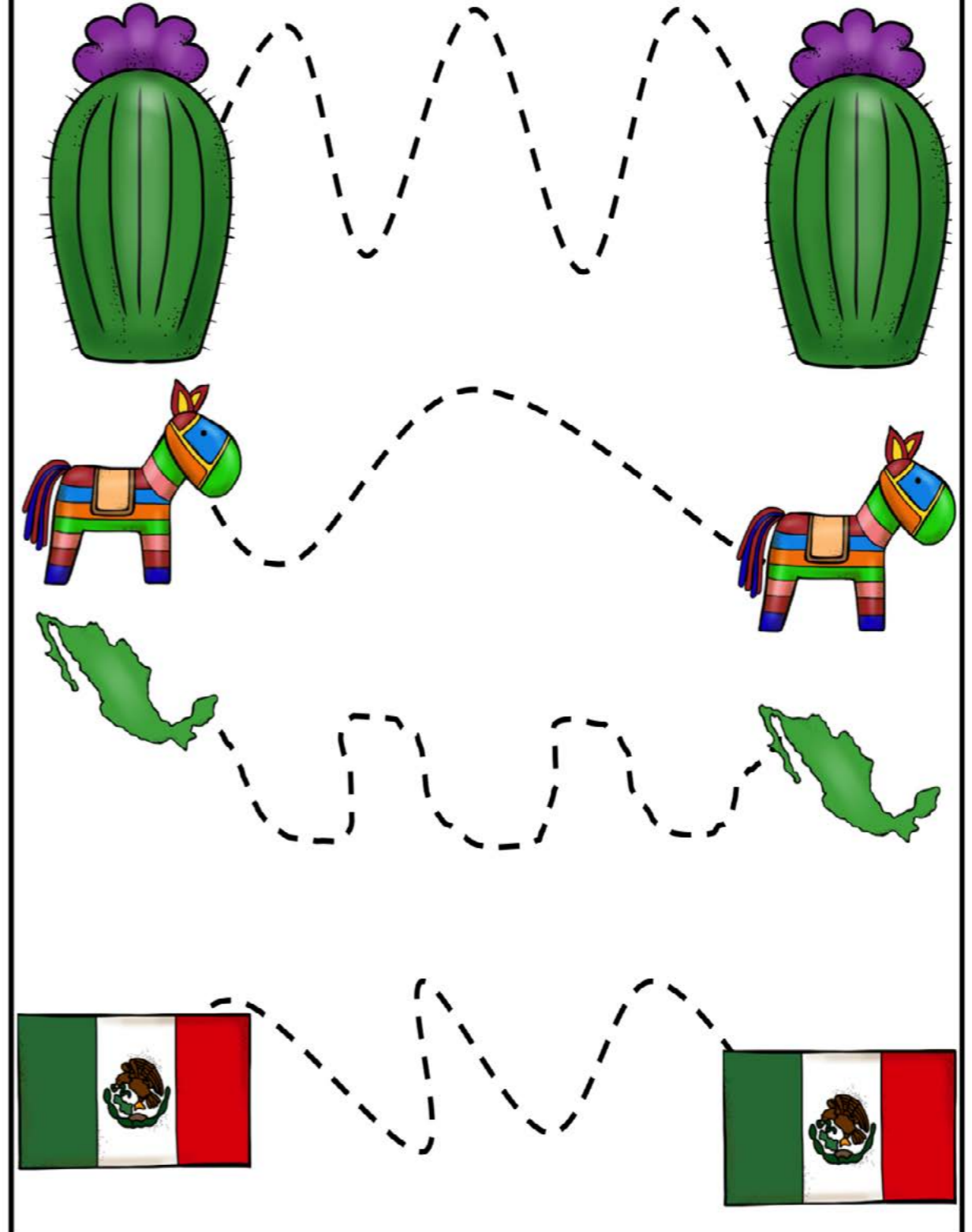
Circle the one that is different



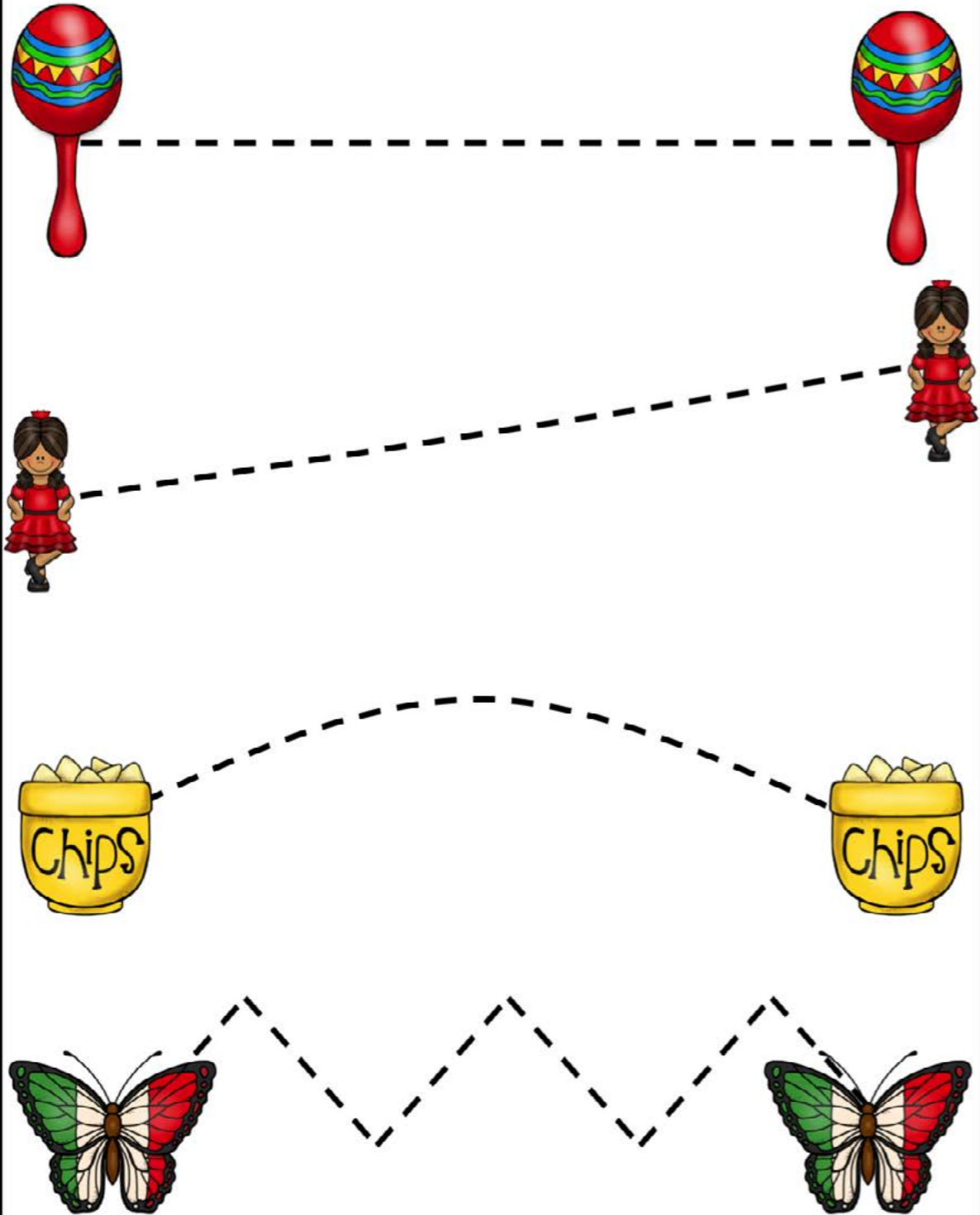
# What comes next?




## Prewriting Skills







# Prewriting Skills



# Color the Shapes







# How Many?

	<input type="text"/>
	<input type="text"/>
	<input type="text"/>
	<input type="text"/>

2	4	1	3
---	---	---	---

# How Many?

	<input type="text"/>
	<input type="text"/>
	<input type="text"/>
	<input type="text"/>

6





8

5

7



# How Many?

	<input type="text"/>
	<input type="text"/>
	<input type="text"/>
	<input type="text"/>

9







11


12

10

### Roll and Graph Dice Game

On this game, the children will roll a die and place tally marks under the corresponding dice. Then, they will graph what they rolled. When they reach 25 rolls or the end of the play time, they will stop and answer the questions associated with their graph.

10						
9						
8						
7						
6						
5						
4						
3						
2						
1						
						





[www.dcamaslak.com](http://www.dcamaslak.com)

@dcamaslak

