



Dünya Çocuk
Akademisi
Ağaoğlu Maslak 1453

4//ENJOY IT
TOGETHER



BİZ KOÇAMAN BİR AİLEYİZ...



#zorluklarberaberasilir

#oncemoral

#guzelruhhali

#onceinsan

#COCUGUNGUCU

#OGRENMENIN GUCU

#OGRETMENINVARLIGI

#EGITIMOLMADANASLA

Dear Parents,

We are with you with our tenth activity booklet. We prepared fun activities again this week for our little students. This week's topic is museums. We would like to share some information about museums and you can chat about it with your kids.

A museum is a building, which is open to the public. It is also the institution where things are collected and then shown to people.

The word, museum, originates from the Muses which are the goddesses of literature, art, and science who appear in Greek mythology.

According to the International Council of Museums (ICOM), the definition of museums has changed over time.

The oldest museum structure in the world is the Shōsō-in in Nara, Japan.

Today's museums are non-profit, permanent institutions in the service of society and its development.

A museum acquires, conserves, researches, communicates and exhibits the tangible heritage and the intangible heritage of humanity and the environment.

Museums exist for the purposes of education, study and enjoyment.

Some museums have things that visitors can do.

Museums can be about different things such as art, national history, natural history, or science. People go to museums sometimes to learn, or to simply have fun.

Museums with live animals are called zoos.

Exhibitions

- Temporary or changing exhibits
- Exhibition which selects works along with some themes, e.g., a writer, a time, an area, etc.
- Permanent exhibits
- Exhibition which displays the works which the museum possesses.


We hope, you and your kids will have fun together. Do not forget to share your activities with us.

Thank you for your support, stay happy and healthy!

DCA Foreigner English Department



The QR codes of the museums that our students can visit virtually are given below.
Let's explore together!




- Tate Kids
- Smithsonian National Museum of Natural History
- Glazer Children's Museum
- Children's Museum of South Dakota
- Children's Museum
- National Museums of Australia
- International Association Children in Museum
- Metkids

HAVE FUN ☺

What is Archaeology?

Archaeology is the study of the past through what we leave behind. An archaeologist can study the Egyptian pyramids, old houses, cave paintings, arrow heads, pottery—anything that was made and left behind by people!



Archaeologists DO NOT study or dig up dinosaurs



Terms You Need to Know:

Site:

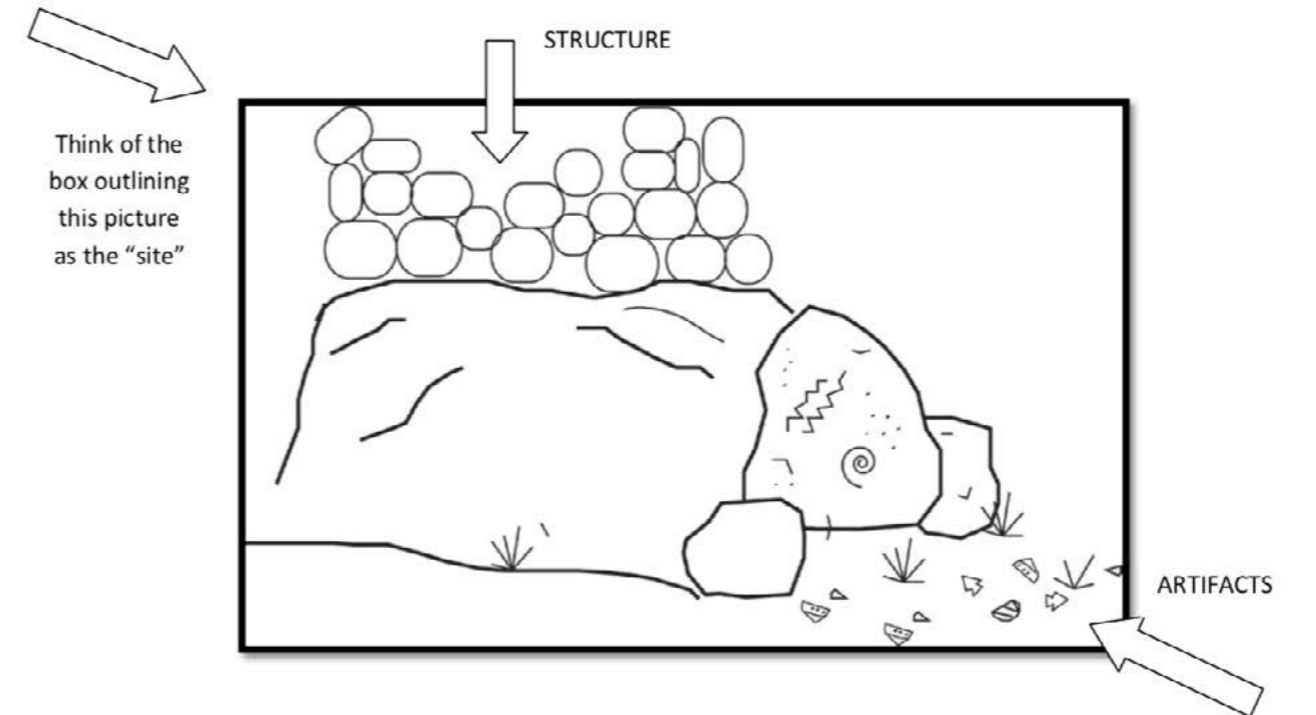
A site is the location, area, or boundary where the artifacts and structures are found.

Artifact:

An artifact is an object created by people. It can be a bowl made from clay or a rock chipped away into an arrowhead. Just keep in mind that it has to have been made by humans!

Structure:

A building (i.e. house, pueblo, etc) created by people.



Tools in Archaeology!

To be an archaeologist you need all kinds of tools. Before looking for a site, you need to read lots of books. If you are looking for artifacts or structures, you need a map and a compass. If you are excavating, you need a trowel, bucket, and broom. If you are putting old artifacts back together, you need special glue, brushes and tape. And that's not all!




Which tools are used for research, excavation, survey, and conserving artifacts?

SURVEY


Archaeologists need to walk over acres and acres of land on the National Forest to discover, record and check-on sites. That's called 'surveying.' Sometimes it's hard finding sites and artifacts!

What can you find?

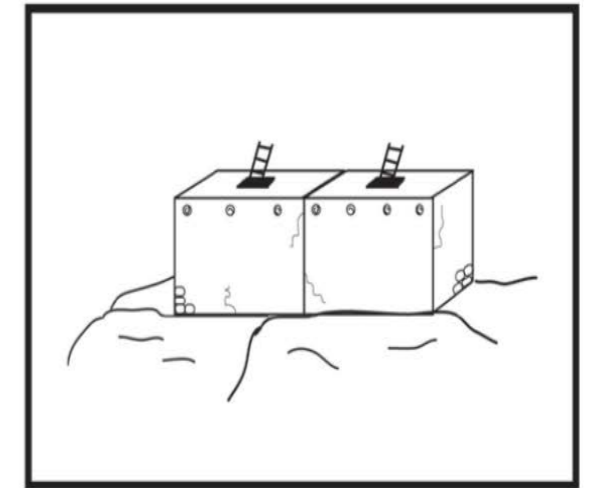
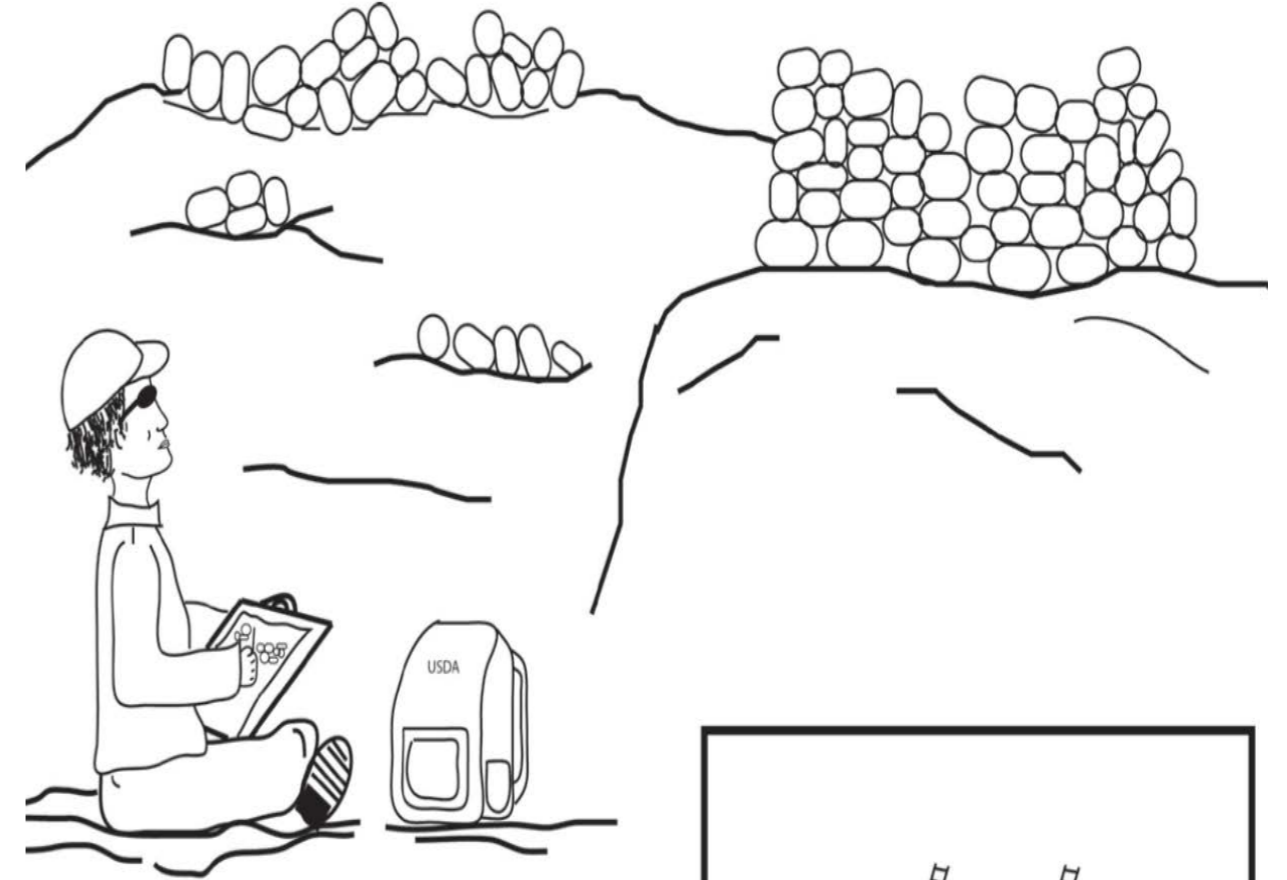


Prehistoric Artifacts

The word 'prehistoric' means a time before there was a written record. So, there weren't any books written for archaeologists to learn about old cultures. We have to rely on the artifacts the ancients left behind. There are a lot of broken bowls and jars scattered throughout the forest. These bits and pieces tell us how people cooked and served their food!




Ancient people built many kinds of structures. Since these structures are so old, a lot of them have fallen down and do not look like buildings anymore. Archaeologists can figure out what the structures once looked like and how people would have lived in them.




This structure may have looked like this many years ago!

EXCAVATION

Most artifacts and structures on a site are beneath the dirt, which protects them until archaeologists and historians can study those remains. If a lot of construction needs to take place on the Coconino National Forest, such as building a new road, archaeologists might have to excavate. When excavating, archaeologists carefully remove the dirt in search for artifacts and structures. Everything is photographed and documented! Otherwise, how would we know where anything came from?




What should you do if you find an artifact?



You can look at artifacts, but **ALWAYS** put the artifacts back!


From the Field to a Museum

Many artifacts end up in museum collections and on display. That's why you should always put artifacts back, since they may end up in a museum some day. There are a lot of museums in Istanbul where you can see the kind of artifacts archaeologists find.








MUSEUM

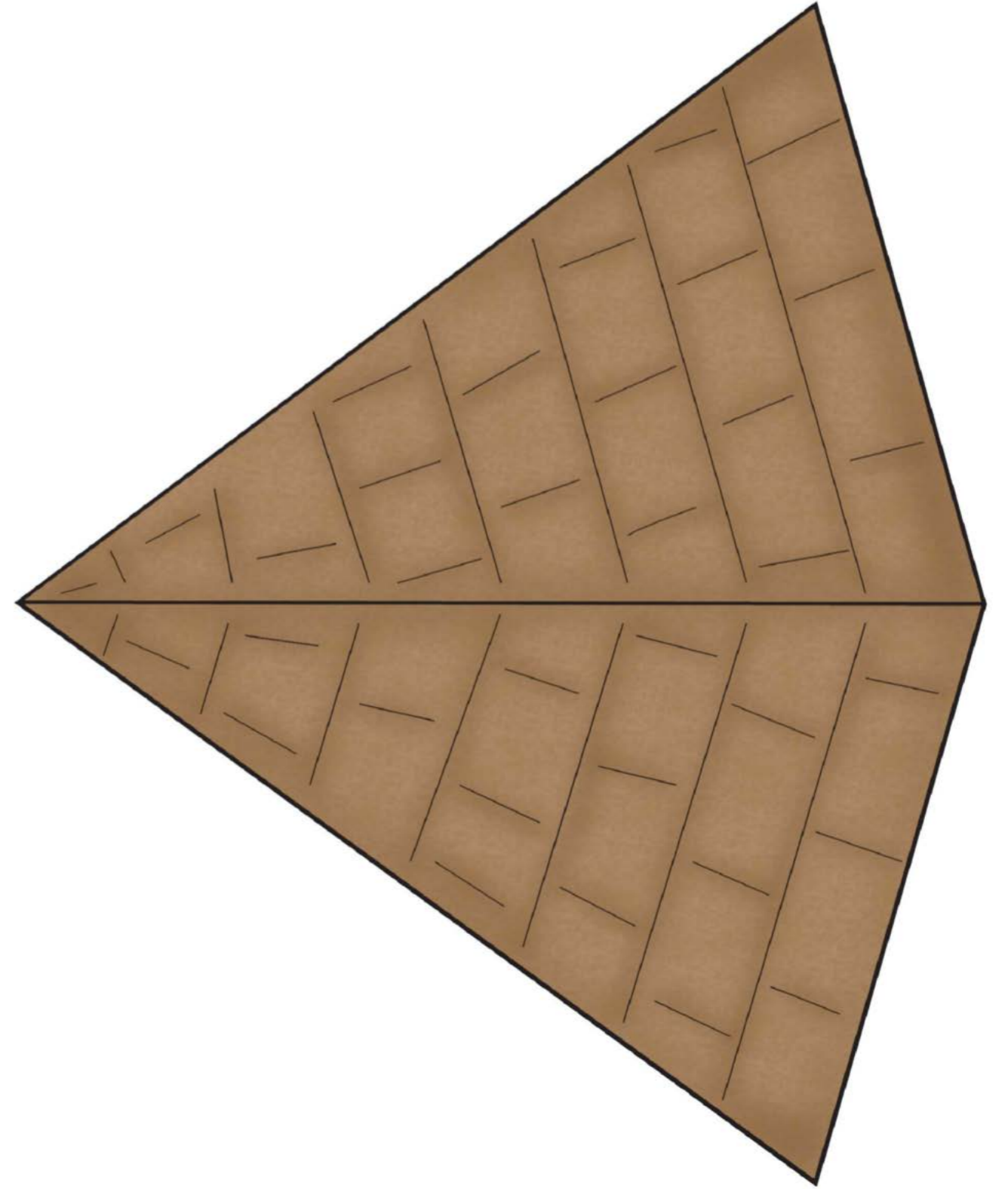
Seek and Find



Writing Skills


| | |
|---|----------|
|  | Egyptian |
|  | cat |
|  | camel |
|  | symbol |
|  | sphinx |

Cutting Practice: Cut out the pyramid


















Find all the letters: P p

| | | | | | |
|---|---|---|---|---|---|
| p | C | h | Q | y | p |
| P | p | q | p | i | P |
| v | P | B | P | h | p |
| P | T | p | n | Q | B |










































| | | |
|---|---|---|
| g | p | P |
| P | q | p |

Counting – Put the correct number of pyramids in the desert scene.

| | | | | |
|---|---|---|--|---|
| 1 | 2 | 3 | 4 | 5 |
| 6 | 7 | 8 | 9 | 10 |
| 11 | 12 | 13 | 14 | 15 |
|  |  |  |  |  |
|  |  |  |  |  |
|  |  |  |  |  |

I See – Count and Write

| | | | | | | |
|---|----------------------|---|---|---|---|---|
|  | <input type="text"/> |  |  |  |  |  |
|  | <input type="text"/> |  |  |  |  |  |
|  | <input type="text"/> |  |  |  |  |  |
|  | <input type="text"/> |  |  |  |  |  |
|  | <input type="text"/> |  |  |  |  |  |
|  | |  |  |  |  | |
|  | |  |  |  | | |

Complete the Pattern – What comes next?



a camel

a pyramid

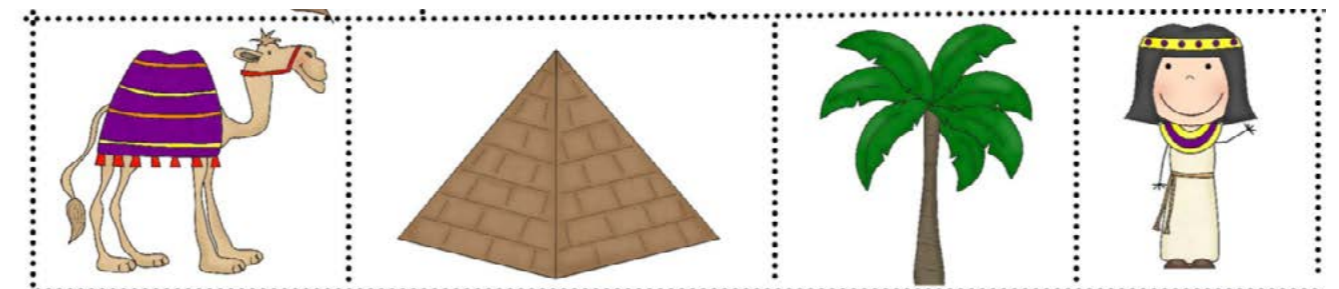
a boy

a girl

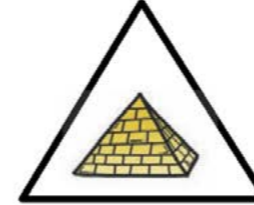
a palm tree

Cut and Paste Classification


| PERSON | ANIMAL | THING |
|--------|--------|-------|
| | | |



Let's Match the Shapes

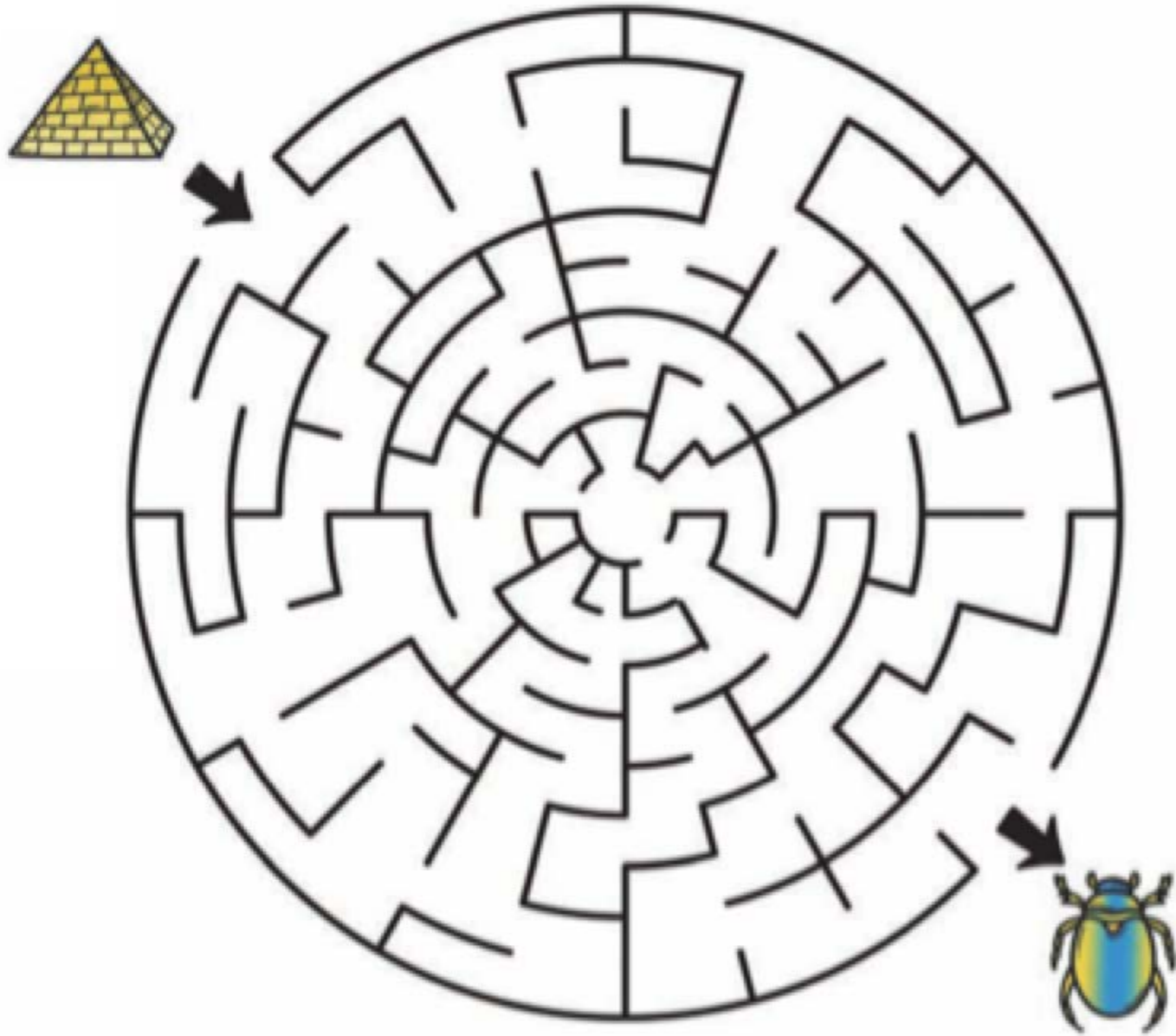


rectangle: dikdörtgen
circle: daire
diamond: elmas




triangle: ucgen
pentagon: besgenes
hexagon: altigen

Complete The Mazes



Art - King Diagram





www.dcamaslak.com

@dcamaslak

