



Dünya Çocuk
Akademisi
Ağaoğlu Maslak 1453

4//ENJOY IT
TOGETHER

Happy
Mothers
Day

Number 8



BİZ KOÇAMAN BİR AİLEYİZ...



#zorluklarberaberasilir

#oncemoral

#guzelruhhali

#onceinsan

#COCUGUNGUCU

#OGRENMENIN GUCU

#OGRETMENINVARLIGI

#EGITIMOLMADANASLA

Dear Parents,

This week, we have organized fun activities for our little students by teaching traffic, vehicles and first aid. We added mandala paintings, not forgetting our precious mothers.









This week we included a page about Maze activity and how to do it. Maze activity is a simple and fun activity that will improve cognition and concentration in our students as they explore! The other activity is a bingo game. We hope that you will have fun with your family by learning new words related vehicles and traffic signs on Bingo Game. Apart from these, we aimed to support the cognitive, motor and language development areas of our students by including matching with colors, tracing words, cut and paste, counting, coloring activities.

We wish you a pleasant time. Do not forget to share the photos or videos you took while playing games with us. The pictures and videos you post will be shared on DCA official social media accounts to remind our students and you that the life and school continues and the beauty of life at home.

Thank you for your supports,
Stay healthy and happy!




DCA Foreigner English Department

Concepts - Opposites

day 	night 
happy 	sad 
in 	out 
empty 	full 

Read and color. What do you see?



I see a cat.




I see a bird.



I see a cow.



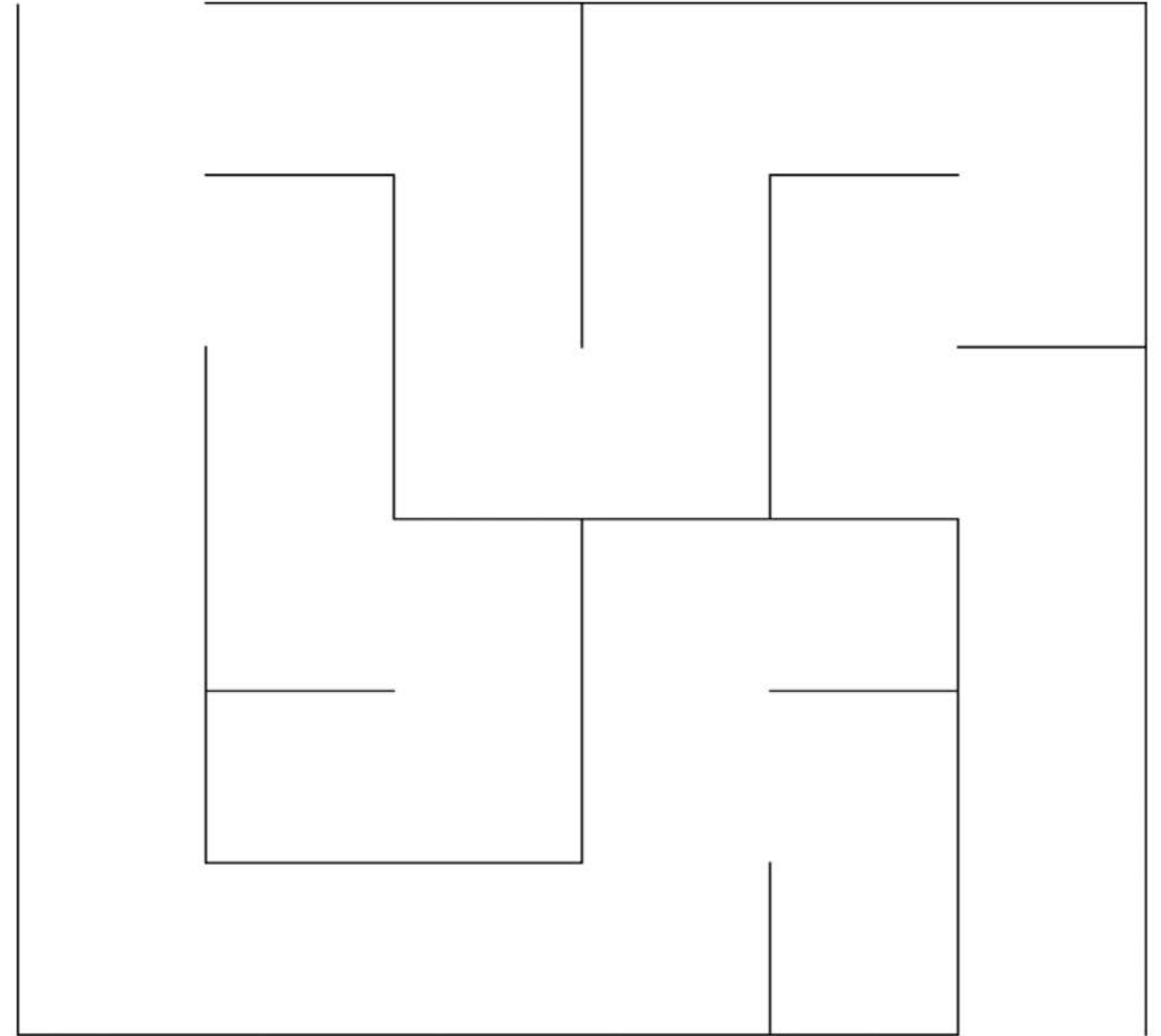
days of the week




sunday red
monday yellow
tuesday pink
wednesday green

thursday orange
friday blue
saturday purple


Trace the path through the maze. Help get rose to MOM for Mother's Day



Finish

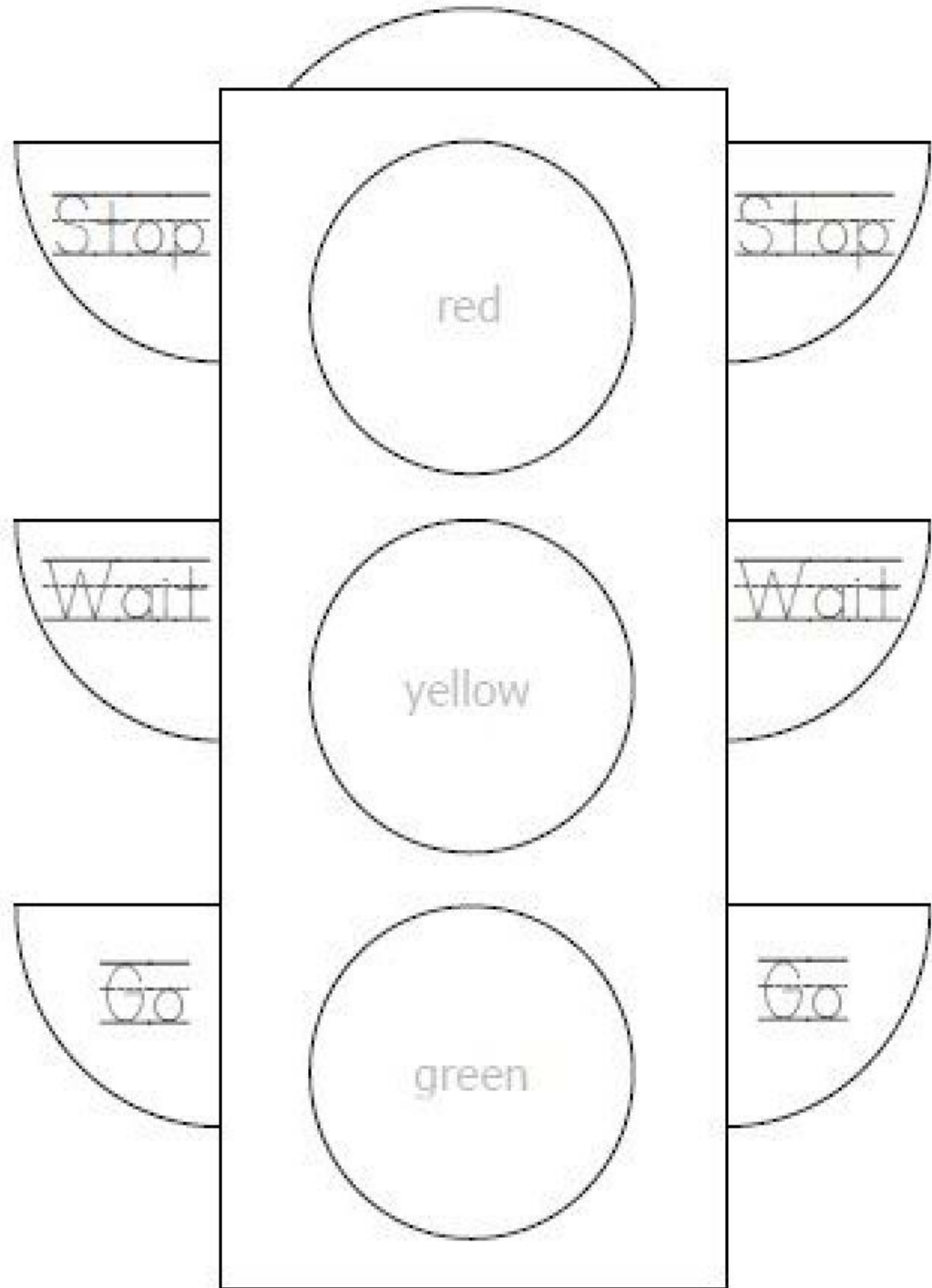


Mom ☀



Happy Mothers Day

Traffic Lights - Trace and color

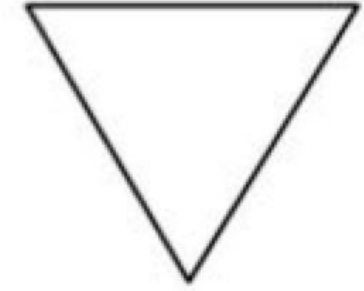


BINGO GAME






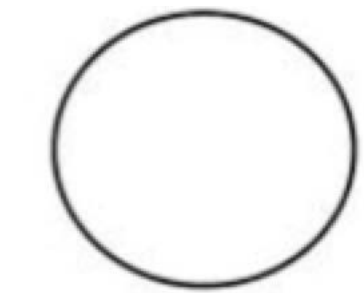
Match the traffic signs with shapes.



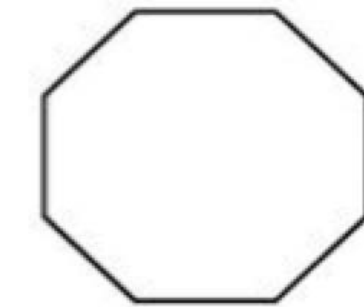
Triangle



Square



Circle

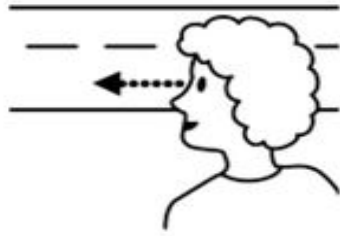


Octagon

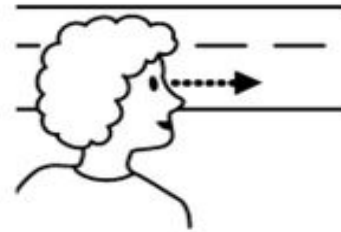
Road Safety




Stop



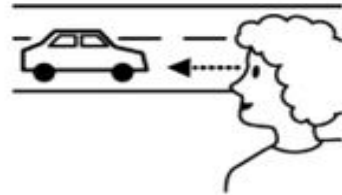
Look Left



Look Right



Listen




Look for Cars



Wait and Think



Do Not Run into Road



If No Cars ->











Go

 police officer	
 fire fighter	
 doctor	
 farmer	

-cut out-

 <p>soldier</p>	
 <p>construction worker</p>	
 <p>pilot</p>	
 <p>train conductor</p>	

 <p>train</p>	 <p>tractor</p>
 <p>tank</p>	 <p>police car</p>
 <p>excavator</p>	 <p>fire truck</p>
 <p>airplane</p>	 <p>ambulance</p>



helicopter



truck



train



bike



boat

Color the DIRECTIONS according to their colors.



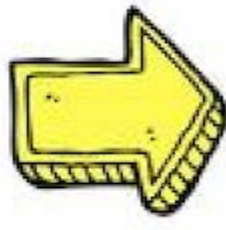
UP




DOWN





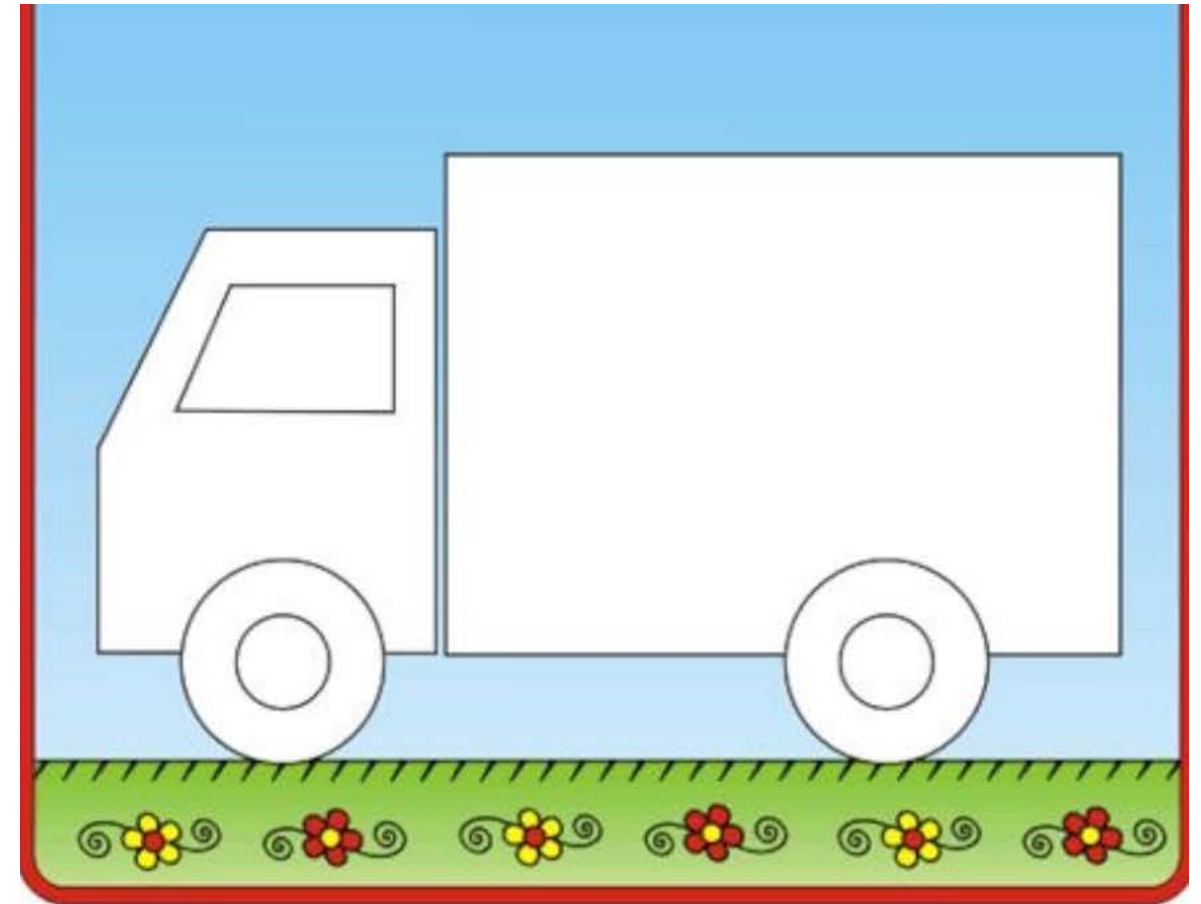
LEFT



RIGHT



TRUCK - Cut and paste



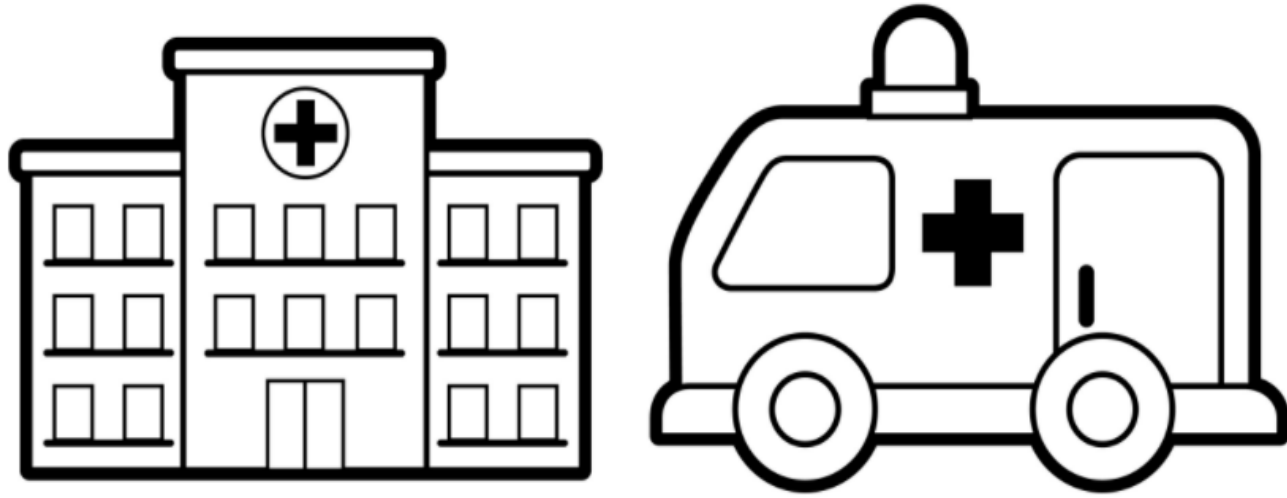
Color By Number - Match the correct color to the illustrated doctor to help color him in. Trace the word, "Doctor," at the bottom of the worksheet to finish it out!



- 5 BLACK
- 8 RED
- 2 GRAY
- 4 GREEN
- 9 BEIGE
- 1 BROWN
- 3 WHITE

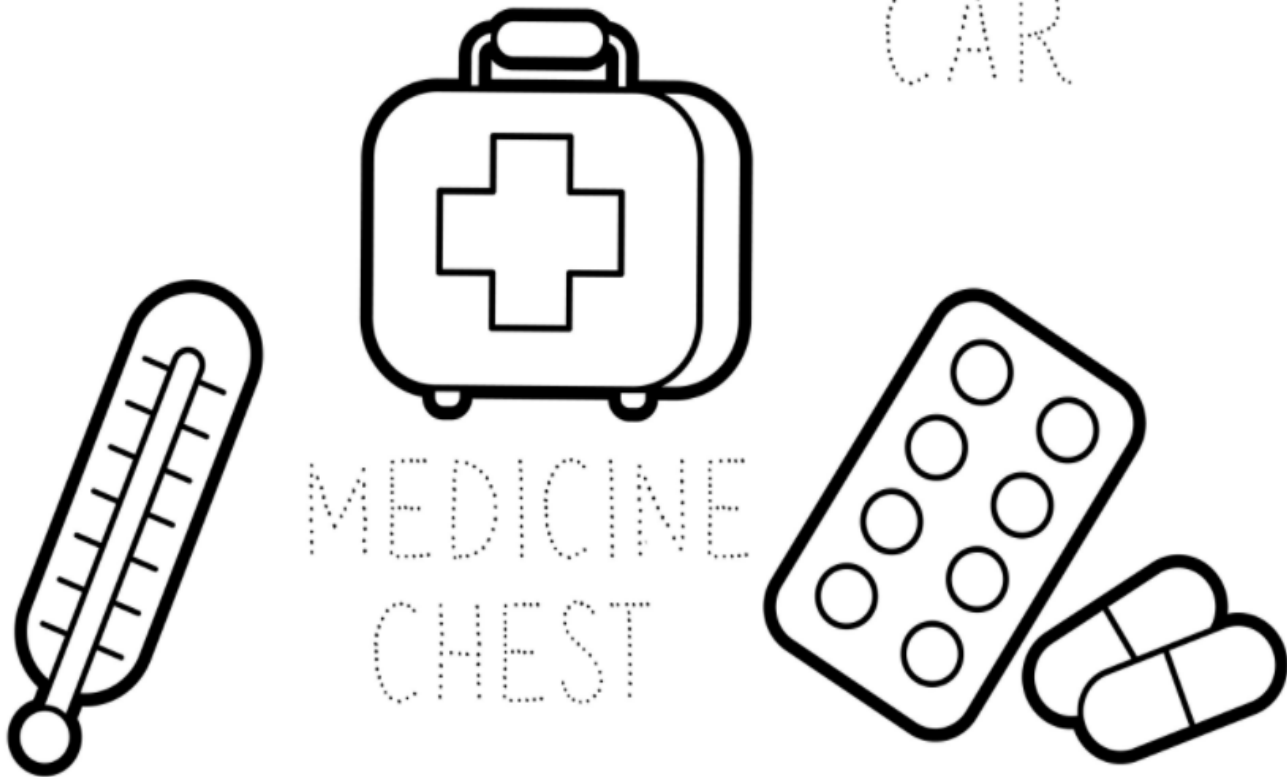
DOCTOR

Trace the words and color the pictures.



HOSPITAL

AMBULANCE
CAR


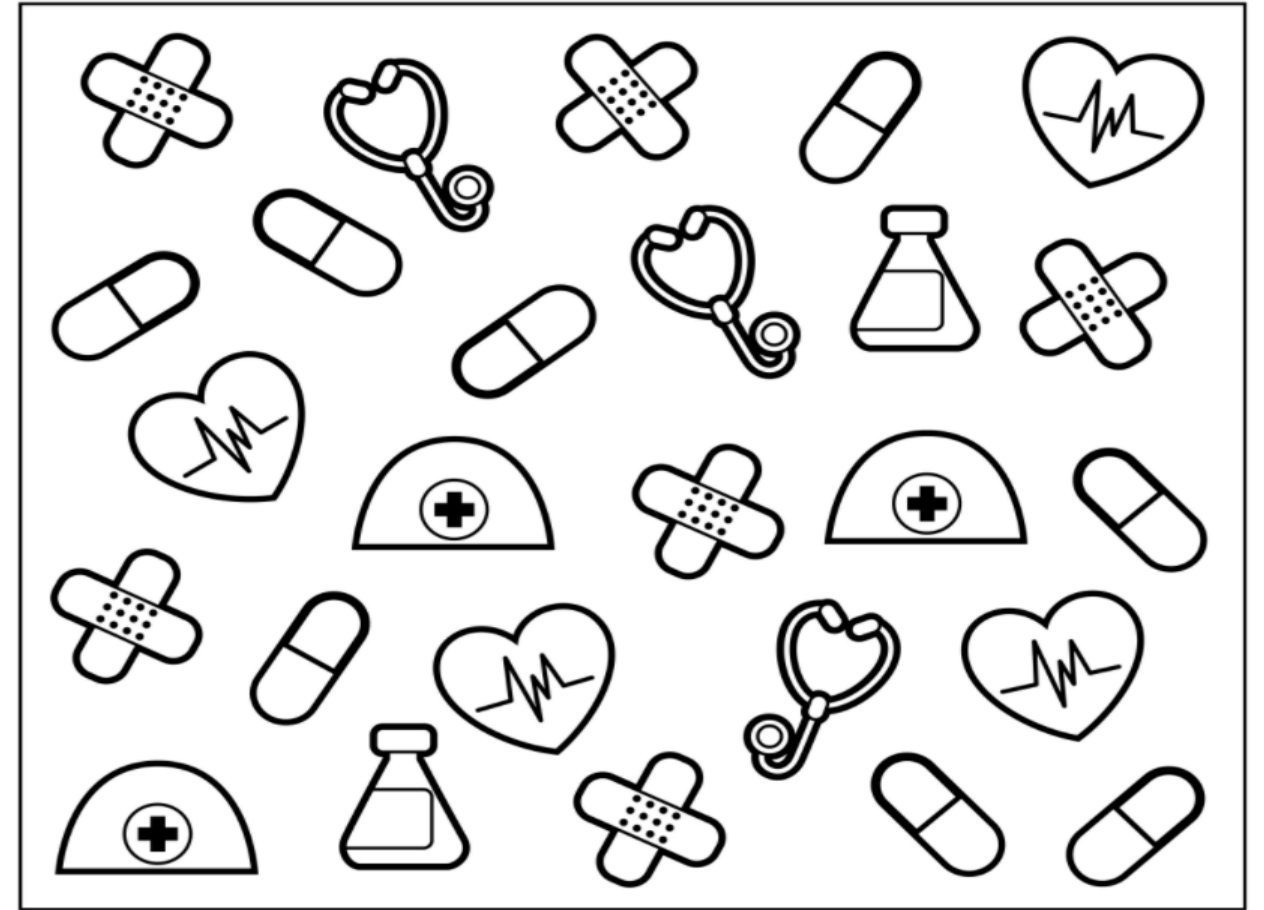


MEDICINE
CHEST

THERMOMETER

PILLS


Count all of each item and then can write at the bottom how many there are of each thing.



pill

plaster

hat



medicine

cardiac index

stethoscope

MAZE ACTIVITY



Preparing the Materials

- a large shallow box,
- same colorful straws,
- a glue.

*Straws are a little bigger and stronger than regular straws.

The How-to

To make the maze, cut your straws into different lengths and then position them where you think they should go on inside the box. You may wish to pencil in an outline of your maze before gluing down the straws so that you are sure your pattern of straws will end the way you hope they will. Use a hot glue gun to hold the straws in place inside your box...

Press and hold each straw on the hot glue for a few seconds then move onto the next straw until you have all your straws firmly glued inside the box...


Have fun Exploring!

Once you have all your straws glued down, then it is time to play!

Please, draw your dreams here and it is appreciated if you share them with us.

MANDALAS FOR MOTHERS - HAPPY MOTHER'S DAY





MUTLU ÇOCUKLAR ♥ MENÜSÜ ♥

Sevgi	Kabul
Saygı	Dürüstlük
Adalet	Anlayış
Sabır	Tutarlılık
Empati	Esneklik

İnsanlar iyi şeylere layıktır,
ÇOCUKLAR EN İYİSİNE...

www.dcamaslak.com

www.dcamaslak.com

@dcamaslak

