



**Dünya Çocuk
Akademisi**
Ağaoğlu Maslak 1453

**2//ENJOY IT
TOGETHER**



Number 12

Okulumuza gelip yeniliklerimizi
görerek veya görüntülü
görüşmelerimiz (zoom/skype)
ile 2020-2021 kayıtlarımız
hakkında bilgi alabilir
kayıtlarınızı yenileyebilirsiniz..

8 HAZİRAN 2020
PAZARTESİ
ÖN KAYITLARIMIZ
BAŞLADI...

YAZ OKULUMUZDA
OYUNLAR OYNAYARAK
SPOR YAPARAK
İNGİLİZCEMİZİ
GELİŞTİRECEĞİZ...

1. Dönem | 22.06 - 17.07
2. Dönem | 20.07 - 14.08
3. Dönem | 17.08 - 11.09

İngilizce ve spor ile yazın mutluluk,
eğlence ve dil gelişimi ile hep
beraber olmak için...

iletisim@dcamaslak.com
0850 303 0 328

Dear Parents,

The United Nations suggests that climate change is not just the defining issue of our time, but we are also at a defining moment in history. Weather patterns are changing and will threaten food production, and sea levels are rising and could cause catastrophic flooding across the globe. Countries must make drastic actions to avoid a future with irreversible damage to major ecosystems and planetary climate.

But what about individuals? What can we do to pitch in and help save the Earth? There are plenty of things you can do every day to help reduce greenhouse gases and your carbon footprint to make a less harmful impact on the environment. Taking care of the Earth is not just a responsibility, it's a necessity. In that spirit, we collected activities about taking care of the earth. You can teach and have a conversation about it with your kids while doing those activities. DCA has come up with things to help save the planet. Here are ideas to keep in mind.

- Keep Your Neighborhood Clean
If you see trash on the ground, toss it in a trash can.
- Recycle Cans, Bottles, and Paper
Save them at home and at school, and help your family recycle them.
- Help Keep the Air Clean
Ride your bike or walk to school. Too many cars cause a lot of pollution.
- Save Paper
Use both sides of your paper at school and at home.
To clean up messes, use sponges or washable cloths instead of paper towels.
- Help Save Water
Don't leave the water running while you brush your teeth.
- Help Save Energy
Turn off the lights when you leave the room.
Turn off the TV when you're finished watching it.
Don't leave the refrigerator door open. Get what you want quickly.

And Remember . . .

Don't ever think you're not important to our earth. You are!
Thanks your support, stay happy and healthy!

DCA Foreigner English Department

Earth Day



Our Earth is special, there is just one.
It gives us water, soil, and sun.
People and animals share the land,
Let's all lend a helping hand!
You can save water, and plant a tree
Make a better home for you and me.
Recycle things, don't throw away.
Make every day an Earth Day!



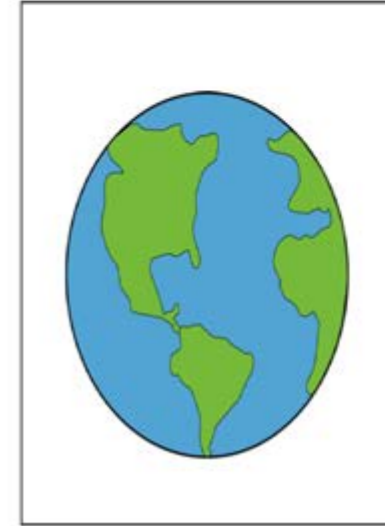




Do A Dot Earth

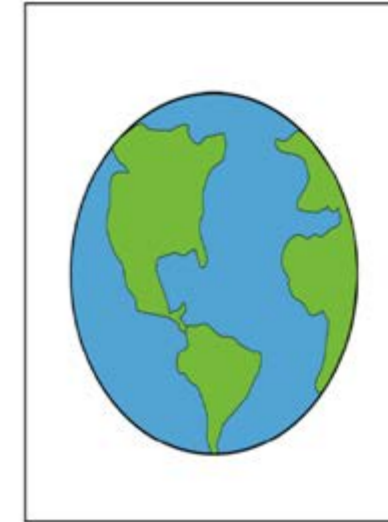

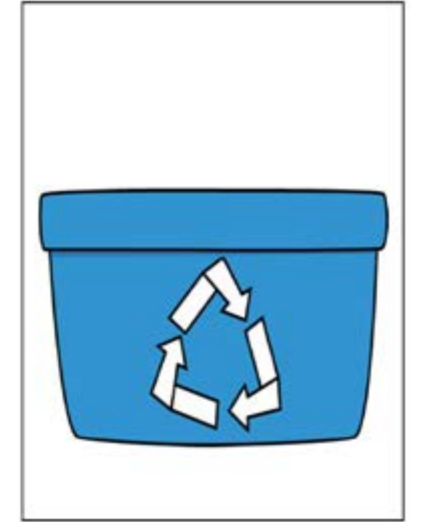




Lacing – Cut Out and Punch Holes





Cut out and match to next page





Cut out and match to next page











SORTING – HAPPY EARTH!



SORTING – SAD EARTH!



Cut Out and Paste (happy earth – sad earth)

 <p>pick up litter</p>	 <p>recycle</p>
 <p>plant trees</p>	 <p>turn off lights</p>
 <p>ride bicycle</p>	 <p>reuse bags</p>

Cut Out and Paste (happy earth – sad earth)



car exhaust



oil spill



factory smoke



landfill



























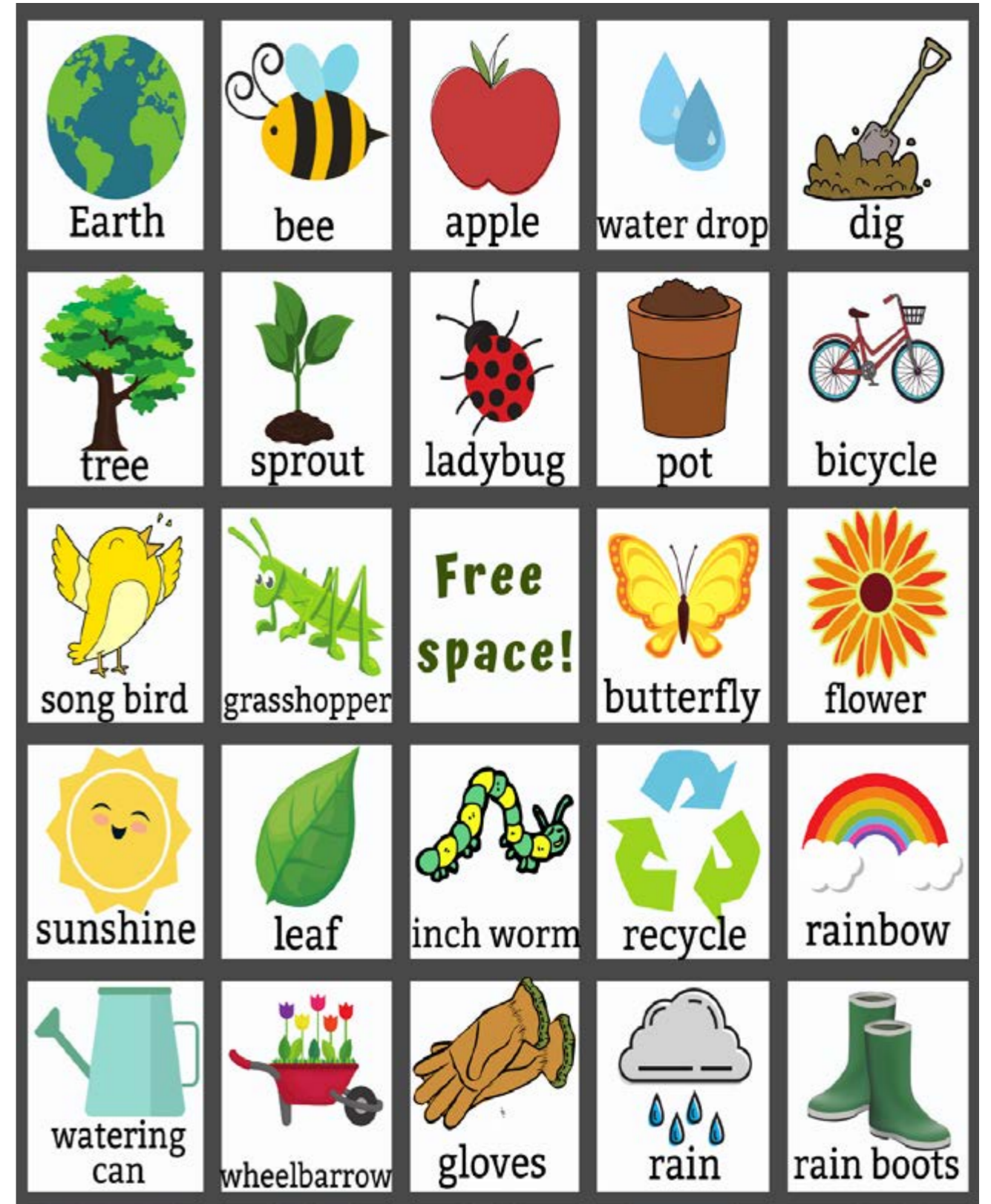
littering & not recycling



water pollution

EARTH VOCABULARY - BINGO GAME

 Earth	 bee	 apple	 water drop	 dig
 tree	 sprout	 ladybug	 pot	 bicycle
 song bird	 grasshopper	Free space!	 butterfly	 flower
 sunshine	 leaf	 inch worm	 recycle	 rainbow
 watering can	 wheelbarrow	 gloves	 rain	 rain boots



HOW TO MAKE AN EARTH DAY NECKLACE WITH SALT DOUGH



1 cup all purpose flour
1/2 cup iodized salt (table salt)
1/2 cup water
circular cookie cutter
round metal icing tip
blue and yellow acrylic paints
paint brush
satin ribbon
assorted craft beads
super glue

Begin by making a batch of basic salt dough. Sift together the flour and salt in a medium sized bowl. Slowly pour in the water into the flour and salt. Stir the ingredients together until a dough forms. Adding the water by tablespoon scoops will allow you to have the most control over the amount of water you add. You may need less or more water. You know your dough is ready when it form a ball and isn't sticky.

Roll out the dough on a lightly floured surface, to 1/4 inch thickness. Cut out circles with the cookie cutter. Choose a size that you like.



Use the narrow end of the metal icing tip to cut out the hole for the ribbon. If you don't have a round metal icing tip, you can use a straw.

Bake the pendants on a parchment paper lined baking sheet in a 250°F oven for 2 hours. They will become dry and hard.



Remove the pendants from oven and let cool completely before painting.

How you choose to paint the planet is up to you. We chose to paint the entire planet blue and allow it to dry before adding the green. We created our own variety of shades of greens by combining yellow and blue. Your planets can look as realistic or unrealistic as you like.

Once the painting is complete (don't forget to paint the back of the pendant). Set them aside to dry.



When the **Earth pendants** have dried, feed the ribbon through the hole in the top of each pendant. Use the beads to secure the pendant in place.

Finally, tie the jewelry loop and clasp to the ends of the ribbon. Be sure to check the length of the necklace before you tie the fasteners in place

QR CODES FOR THE VIDEOS AND SONGS



www.dcamaslak.com

@dcamaslak

