



**Dünya Çocuk
Akademisi**
Ağaoğlu Maslak 1453

**4//ENJOY IT
TOGETHER**



Number 12

Okulumuza gelip yeniliklerimizi
görerek veya görüntülü
görüşmelerimiz (zoom/skype)
ile 2020-2021 kayıtlarımız
hakkında bilgi alabilir
kayıtlarınızı yenileyebilirsiniz..

8 HAZİRAN 2020
PAZARTESİ
ÖN KAYITLARIMIZ
BAŞLADI...

**YAZ OKULUMUZDA
OYUNLAR OYNAYARAK
SPOR YAPARAK
İNGİLİZCEMİZİ
GELİŞTİRECEĞİZ...**

1. Dönem | 22.06 - 17.07
2. Dönem | 20.07 - 14.08
3. Dönem | 17.08 - 11.09

İngilizce ve spor ile yazın mutluluk,
eğlence ve dil gelişimi ile hep
beraber olmak için...

iletisim@dcamaslak.com
0850 303 0 328

Our dear parents,

As you know world environment day is held each year on June 5. So we decided to talk about the “environment” and “recycling”, in this booklet.

Because we know our earth is so important for us and it affects our quality of life, so we want to teach the importance of this topic to our children too, we hope you enjoy it.

DCA Foreigner English Department

Today we want to start with an amazing story :D

just return your booklet for reading more
comfortable





Now one day, young Morris was struck by surprise
When a gift was thrown down right in front of his eyes.




As it flew from a car, Morris said, "Could it be
That this human has given a present to me?"

He swooped down to pick up the beautiful gift,
Which was hard to manoeuvre and heavy to lift.




He carried it home, though it took him all day,
Then he cleaned up his present to put on display.

He wanted to decorate all that he could
So the next day, he went to the edge of the wood.



He flew to the place where the gift had been dropped,
Where he saw that a family of humans had stopped.

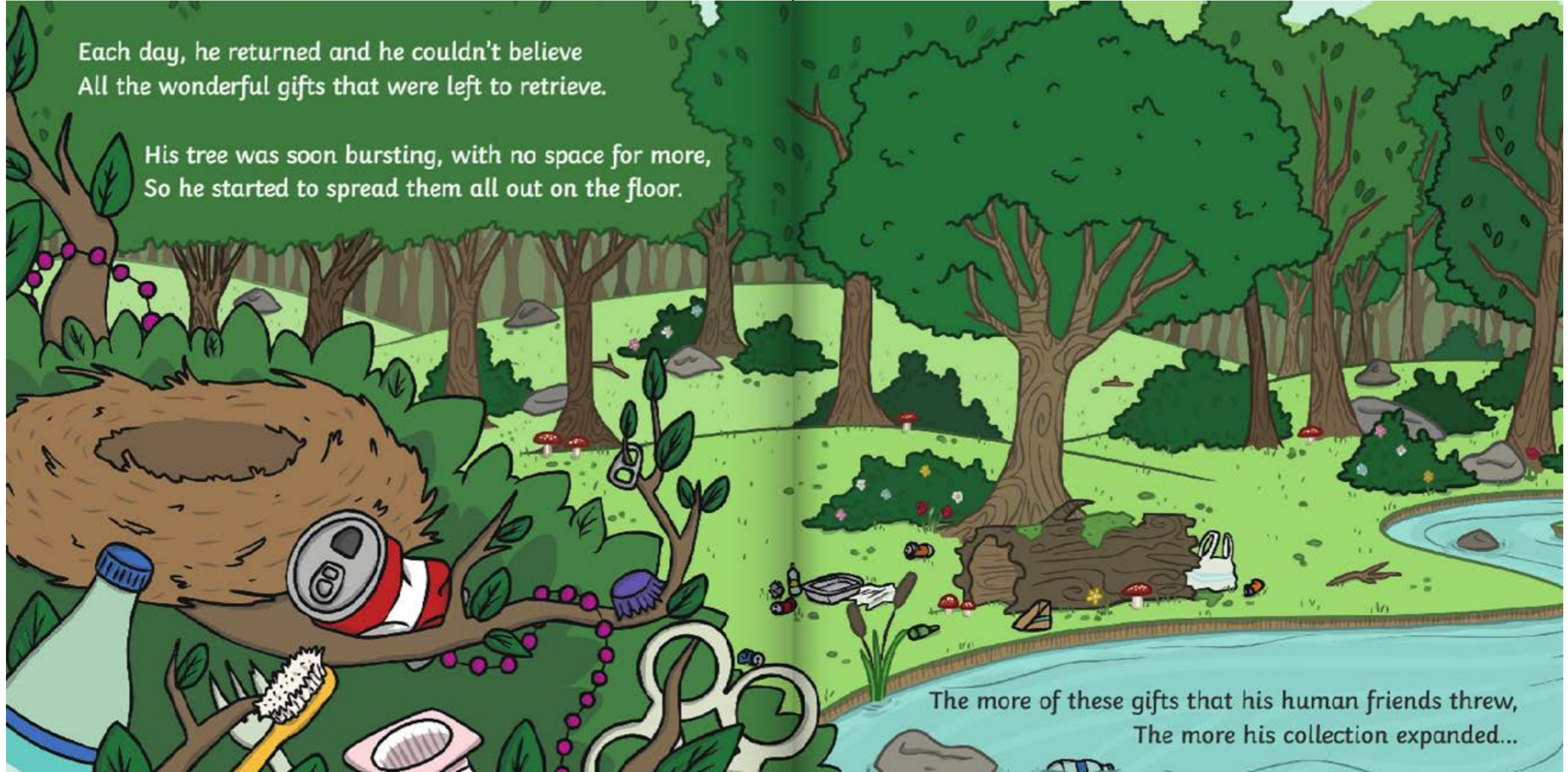
He hopped down to search for his gift on the floor
But he noticed that this time they'd left many more.



Shimmering treasures amongst all the green,
These gifts were the finest that Morris had seen.

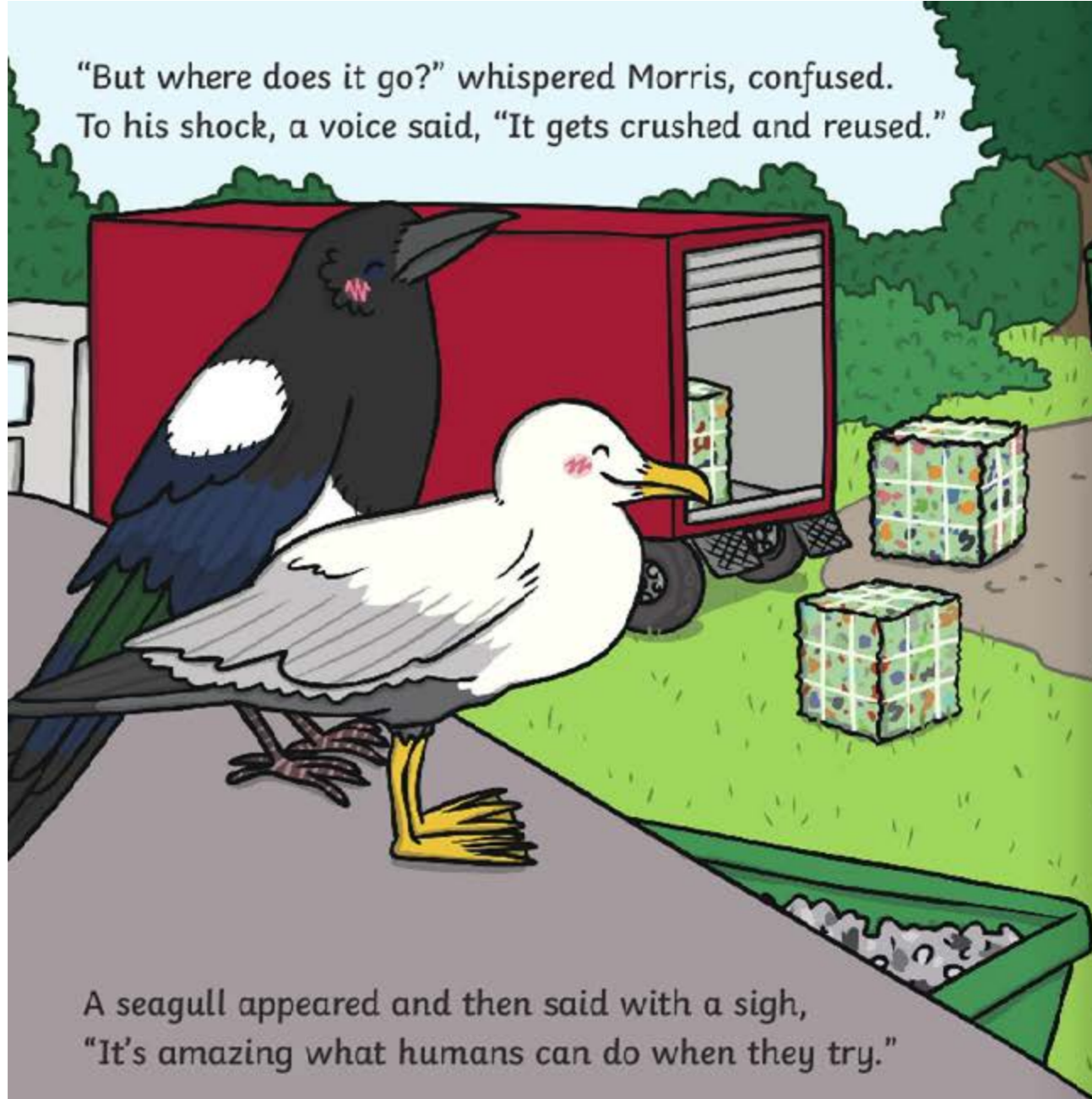
Each day, he returned and he couldn't believe
All the wonderful gifts that were left to retrieve.

His tree was soon bursting, with no space for more,
So he started to spread them all out on the floor.



The more of these gifts that his human friends threw,
The more his collection expanded...

"But where does it go?" whispered Morris, confused.
To his shock, a voice said, "It gets crushed and reused."




A seagull appeared and then said with a sigh,
"It's amazing what humans can do when they try."

"That's it!" Morris said and he knew what to do.
"If I bring it all here, they can make something new."



I might need some help but I must make amends."
So he called on a couple of very good friends.



The grass was not green like it had been before.
The flowers were wilting, not bright anymore.




His animal friends watched in fear and distress
As their homes and their food were soon lost to the mess.



He turned to the stream, which no longer looked blue
But instead, had a horrible muddy-like hue.

The water was flowing more slowly that day
As the big piles of rubbish were blocking its way.



“Oh no!” Morris cried, as he gasped with alarm,
“I never intended to cause all this harm.


The forest is damaged; the humans weren't kind.
All these gifts were just rubbish that got left behind.”



He vowed to himself he would put it all right
So he leapt off his branch and then quickly took flight.



He soared high and low looking out for a clue
That would show him the safest and best thing to do.



He noticed a truck driving past on the road,
Which was filled with a very familiar load.




He followed the truck to see where it would go,
Feeling hopeful he'd find what he needed to know.

Morris arrived at a bustling place,
Which had giant containers and masses of space.



Each bin had a sign marking what it was for
And the rubbish piled up, with each car adding more.

"But where does it go?" whispered Morris, confused.
To his shock, a voice said, "It gets crushed and reused."



A seagull appeared and then said with a sigh,
"It's amazing what humans can do when they try."

"That's it!" Morris said and he knew what to do.
"If I bring it all here, they can make something new."




I might need some help but I must make amends."
So he called on a couple of very good friends.

They fetched and they carried for most of the night
And they worked as a team till they'd put it all right.



When the rubbish was gone, Morris looked all around,
At the stream and the flowers, the trees and the ground.

He desperately hoped that he'd made enough room
For the beauty of nature to once again bloom.




He planted...

and watered...


and nurtured away...

Till the forest was thriving and growing each day.

Then Morris knew nothing would make his heart sing
Like the colourful beauty that nature could bring.



He no longer needed the shiniest nest
And he realised that having a green home was best.



Morris the Magpie feels so lucky when the humans drop some shiny gifts in the forest!

“The more of these gifts that his human friends threw,
The more his collection expanded and grew.”

But are they the generous gifts that Morris first thought?
Discover the importance of looking after our
environment with this uplifting story.

Did you pay attention to Morris's first thought, he thought those were gifts, but those were rubbish that got left behind by humans...

And he said that: “Humans are not kind...”

So we learned that we should not leave our rubbish in the environment...

Because those are harmful to nature and animals

it is painting time, look at the numbers and do it

Recycling Colour By Number

1 = green 2 = yellow 3 = red 4 = blue



Did you see the symbol that was in the middle of the picture?

It is the "Recycling" symbol, let's learn about it.

Recycling

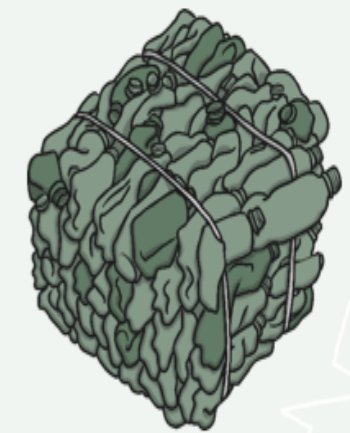
What does recyclable mean?

If a material is recyclable, it can be used to make new things.

Recyclable materials can be put into a special recycling bin.

They are then taken away by a recycling lorry to a special place where the materials are cleaned and sorted.

They can then be made into brand new things!



Recycling Symbol

If you are not sure which products are recyclable, then you can look for this special recycling symbol.



If you see this recycling symbol, it means that the product can be recycled.

You can put it into a recycling bin!

Materials

Everything we use is made from different types of materials.

Some materials can be recycled and some can't.



Do you know what materials any of these products are made from?

Recyclable Materials - Glass

Glass is a recyclable material.

This means that when you have finished with a product made from glass, you can put it into a recycling bin. The glass can then be taken away and used again to make a new product.



Recyclable Materials – Paper and Cardboard

Paper and cardboard are recyclable materials.

Products made from paper and cardboard can be recycled and used again to make something new.



A newspaper can be recycled into another newspaper in just 7 days!

Recyclable Materials - Plastics

There are many different types of plastic.
Some types of plastic can be recycled.
Some plastics cannot be put into the recycling bin.



What products can you think of that are made from plastic?

Plastics – What Can We Do to Help?

- Do not throw plastic products onto the floor - they can harm animals.
- If you have to use products made from plastic, make sure they have the recycling symbol on them and put them in a recycling bin when you have finished with them.
- Swap some of the plastic products that you use for ones that are not made from plastic.




And sort your plastics and put them inside the special box which is related to it.



Now, let's cut the pictures and sort them according to their materials and put in the related box.













And making a poster..., cut and attach them.







Write the answers in the circles. Then, write the number sentence on the line below.

$$\text{Earth} + \text{Earth} + \text{Earth} = \bigcirc$$

$$\text{Turtle} + \text{Turtle} + \text{Turtle} + \text{Turtle} = \bigcirc$$

$$\text{Recycle} + \text{Recycle} + \text{Recycle} = \bigcirc$$

$$\text{Tiger} + \text{Tiger} + \text{Tiger} + \text{Tiger} + \text{Tiger} = \bigcirc$$

$$\text{Sun} + \text{Sun} + \text{Sun} + \text{Sun} + \text{Sun} + \text{Sun} = \bigcirc$$

$$3 + \text{two turtles} = \text{circle}$$

$$0 + \text{four globes} = \text{circle}$$

$$5 + \text{three recycling symbols} = \text{circle}$$

$$5 + \text{five tigers} = \text{circle}$$

$$6 + \text{three suns} = \text{circle}$$

Now, while you are making this recycle plastic bottle car, listen to this song.



Make a Recycled Plastic Bottle Car

You will need:

A plastic bottle with its top

4 bottle tops (same size)

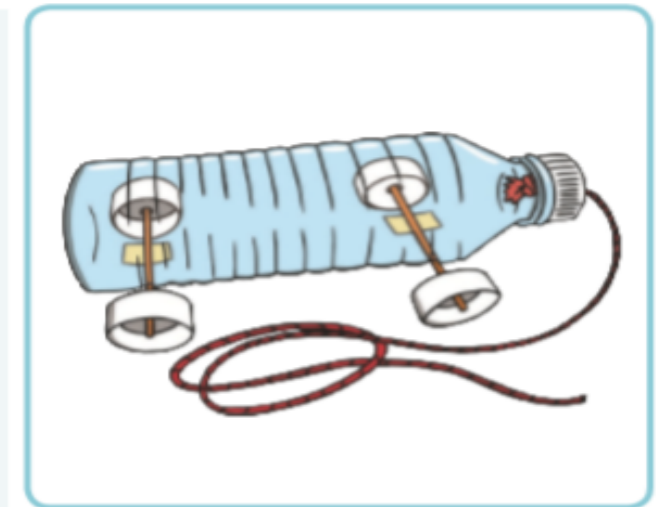
String

2 straws

Tape or masking tape

Something sharp to pierce the bottle tops, such as a pin.

Like Dennis, try to use recycled materials where you can.



Instructions

1. Pierce a hole through the centre of each bottle top. You might need help from an adult to do this.
2. Using tape, attach a straw to the underside of the bottle (one at the front and one at the back). Trim the straw so it doesn't stick out too much. These will become the axles of the car.
3. Thread a piece of string through the hole in one bottle top. Tie a knot in the end on the inside of the lid, then screw it in place on the bottle.
4. Place a bottle top onto the end of each straw. Having the top of the bottle lids facing the 'car' will make it more stable.
5. Pull the string to move the car.



Please, draw your dreams here and it is appreciated if you share them with us.

Well done...
you did all of your activities as well as always.
Please take care of yourself,



and please don't forget to take a photo of your **Booklet** activities and send it to us. We will be surprised and happy to see your talents. You can also share your beautiful photos and handicrafts with **#DCAwearetogether** on your social media pages.



www.dcamaslak.com

@dcamaslak

