



Dünya Çocuk
Akademisi
Ağaoğlu Maslak 1453

4 Enjoy it Together



No: 2

WE ARE
A VERY
BIG
FAMILY...



Dünya Çocuk
Akademisi
Ağaoğlu Maslak 1453

#zorluklarberaberasilir

#oncemoral

#guzelruhhali

#onceinsan

#COCUGUNGUCU

#OGRENMENIN GUCU

#OGRETMENINVARLIGI

#EGITIMOLMADANASLA

Dear Parents,

We have prepared our second English activity book for our students that you can continue to practice with them while you spending your time at home.

This situation will finish but the experience of observing children's pure world and their progress will not repeat again, please use of this valuable time to focus more on your child's skill, and try to practice on it, for example, look at her/his ability to use the scissor for cutting the activity, her/his ability to handle the pen for drawing and coloring skills and etc. And we are here with you, like always with our attractive and educational program.

So like our first book, we prepared an activity book for our student, which content vocabulary learning, analytical thinking, scientific learning, coloring according to color word, song, drama and etc.

At each activity, we follow the different targets according the age of children. For example, in coloring according to color word, The child remembers the new words with the picture, while the word is being spoken and simultaneously reviews the structure of the shape. This activity, along with nurturing the child's self-confidence in creating a work of art and the pleasure of using it simultaneously, continues to focus on the child's skill when using a tool as a scissor that requires a high concentration of use.


So as you see the situation cannot influence our team because each of us is one of this academy members that follows this sentence all the time: "Children deserve the best"

In the end, we hope that this situation finishes soon and we can be together again in Dunya Cocuk Akademisi.

Thank you for your support.

DCA Foreign Languages Department


Colouring



APPLE

*Ask the child to color the picture of the apple

Trace and Colour



CIRCLE

*Introduce the picture

*Ask the child to trace and color the circle


Free drawing

Concept of Size



- *Introduce the pictures and talk about size of big and small
- *Ask the child to circle the picture of the big ball
- *Ask the child to circle the picture of the small umbrella
- *Ask the child to circle the picture of the big letter box

Concept of Length




- *Introduce the pictures and talk about length of tall and short
- *Ask the child to circle the long train
- *Ask the child to circle the short pencil
- *Ask the child to circle the long branch
- *Ask the child to circle the short leaves

Concept of Distance



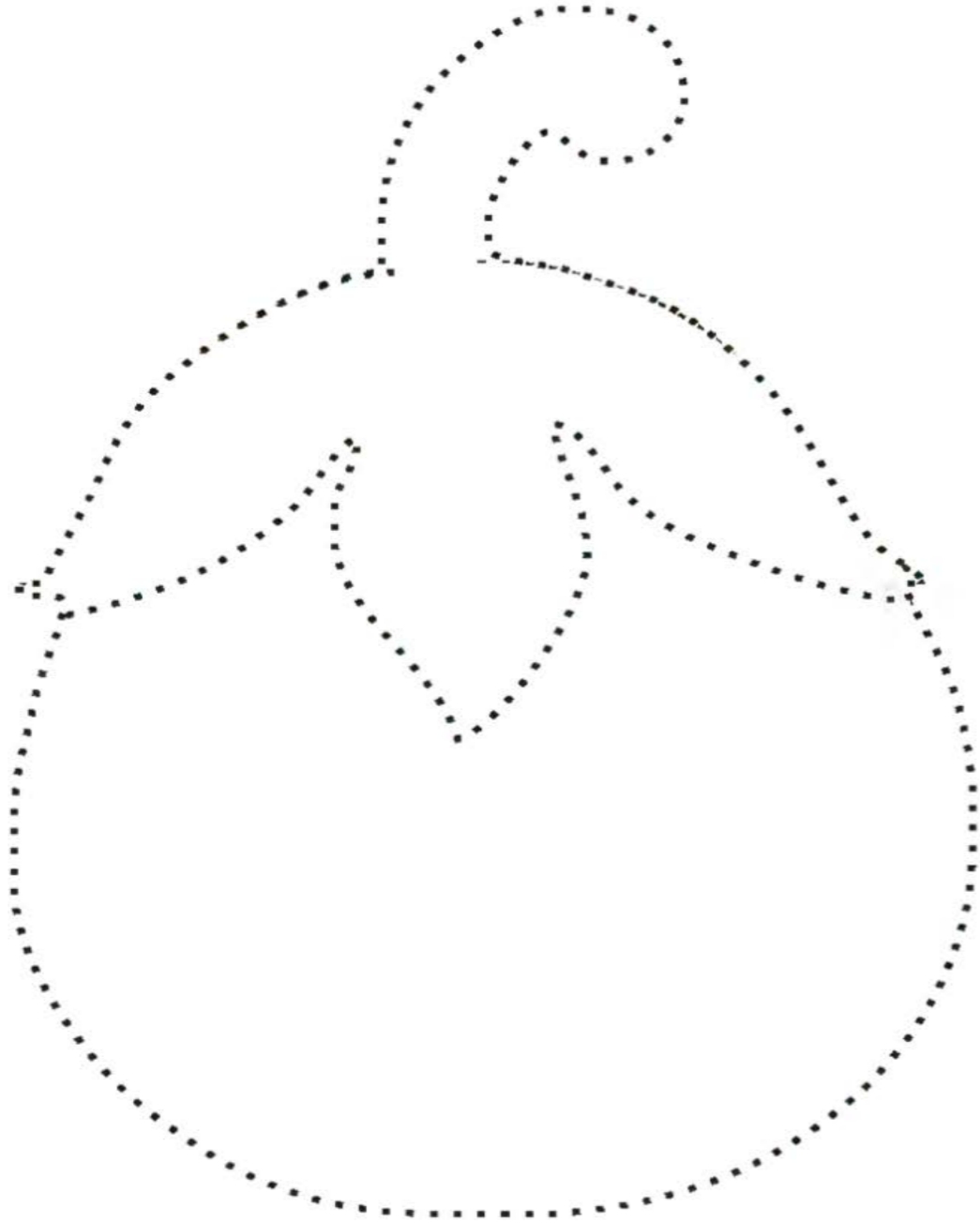
- *Introduce the pictures and talk about distance of near and far
- *Ask the child to circle the picture in which the crow is near to the pot
- *Ask the child to circle the picture in which butterfly is far away from the flower

Concept of Space



- *Introduce the pictures and talk about space of on and under
- *Ask the child to circle the picture

Tracing the Dots



EGGPLANT

*Introduce the picture

*Ask the child to trace and color the eggplant

Collage Work



CAULIFLOWERS

*Ask the child to paste cotton in the picture of the cauliflower

Concept of Colour – Blue



*Introduce the color blue and talk about blue colored objects

*Ask the child to circle all of the blue colored objects


Concept of Colour – Red



*Introduce the color red and talk about red colored objects

*Ask the child to circle all of the red colored objects

Concept of Colour – Yellow



*Introduce the color yellow and talk about yellow colored objects

*Ask the child to circle all of the yellow colored objects


Free drawing

Similar Object Matching




- *Introduce all the pictures above
- *Ask the child to match similar looking objects.

Collage Work



- *Introduce and talk about trees to child
- *Ask the child to tear and paste paper in the picture of the tree

Trace and Colour


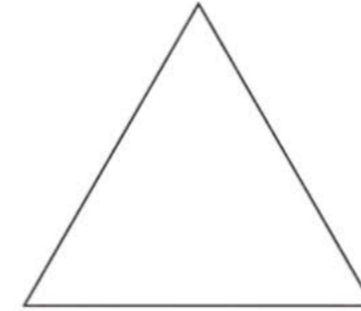


SUN

*Introduce the sheet to the child

*Ask the child to trace and color the picture

Shape Object Matching



Concept of Shape – Triangle



*Introduce the shape of a triangle and talk about triangular objects in the surroundings

*Ask the child to tick all of the triangular objects above

Concept of Shape – Circle



*Introduce the shape of a circle and talk about circular objects in the surroundings

*Ask the child to tick all of the circular objects above

Concept of Shape – Rectangle



*Introduce the shape of a rectangle and talk about rectangular objects in the surroundings

*Ask the child to tick all of the rectangular objects above


Similar Shape Matching



*Introduce and talk about all of the pictures above

*Ask the child to match the objects with similar shapes

Concept of Numbers



*Introduce and talk about all sets of pictures to the child

*Count the objects and draw in the box which has less

Collage Work



*Introduce and talk about clouds to the child

*Ask the child to paste cotton in the picture of the cloud

Vocabulary

Coloring-Boyama

Apple - elma

Trace and color- Çiz ve boya

Circle - daire

Concept of size

Ball - top

Umbrella - şemsiye

Letter box - posta kutusu

Concept of length

Train - tren

Pencil - kalem

Brunch - ağaç dalı

Leaf - yaprak

Concept of distance

Flower - çiçek

Butterfly - kelebek

Crow - karga

Vase - vazoz

Concept of space

Chair - sandalye

Cat - kedi

Ball - top

Tracing the dots

Eggplant - patlıcan

Collage Work

Cauliflower - karnıbahar

Concept of color - Blue -red-yellow

Glass - bardak

Cucumber - salatalık

T-shirt - tişört

Banana - muz

Balloon - balon

Kite - uçurtma

Hat - şapka

Leaf - yaprak

Bucket - kova

Pen - kalem

Lemon - limon

Concept of Shape

Triangle - üçgen

Circle - daire

Rectangle - dikdörtgen



www.dcamaslak.com

@dcamaslak

